


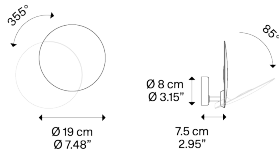
Puzzle Round,  
Design by Studio Italia Design

Model Puzzle Round single

With its soft shapes, flexible joints and LED light source, Puzzle Round can be adjusted at will to create striking light effects on walls and ceilings. The unobtrusive aesthetics and the four available finishes make it perfect for the most varied living contexts.



Puzzle Round single



Light source

LED  
2700 K  
15 W / 1750 lm  
220–240 V  
CRI 92  
MacAdam 3–Step


or

LED  
3000 K  
15 W / 1850 lm  
220–240 V  
CRI 92  
MacAdam 3–Step

Structure: Metal

 Matte White – 9016

 Matte Black – 9005

 Coppery Bronze

 Champagne

Code 2700 K

15941 1027

15941 2027

15941 3527

15941 4527

Code 3000 K

15941 1030

15941 2030

15941 3530


15941 4530

Net weight: 0.60 kg

Parcels: 1



IP20

Energy Saving 

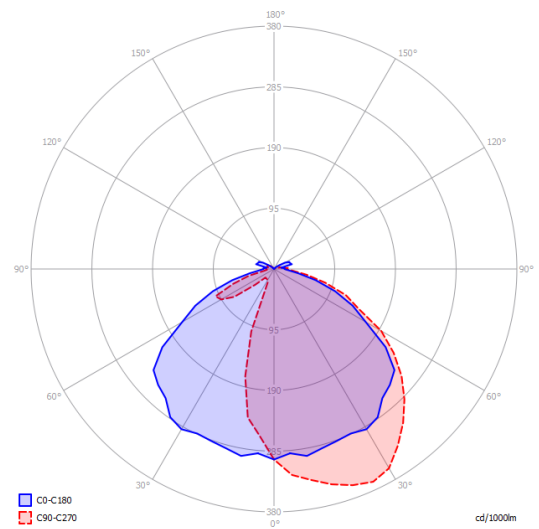
Dim Triac 



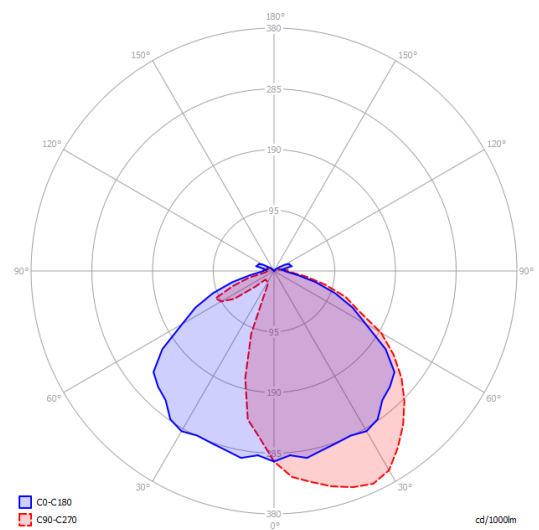
## Puzzle Round single

LED  
2700 K  
15 W / 1750 lm  
220–240 V  
CRI 92  
MacAdam 3–Step


## Photometric data



LED  
3000 K  
15 W / 1850 lm  
220–240 V  
CRI 92  
MacAdam 3–Step



## Options of Puzzle Round



Puzzle Round double