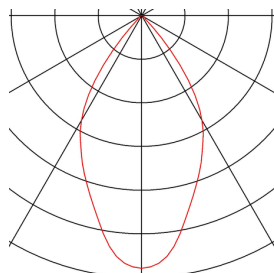
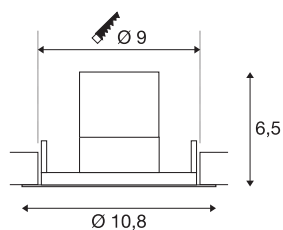




KINI

outdoor recessed ceiling light, LED, 3000K, white, 60°, IP65


The dimmable KINI recessed ceiling light impresses with its simple appearance. Rated IP65 it can be used outdoors or in damp areas. It is available in white with a round shape. Equipped with a powerful, warm white LED in a swivelling mount, and the LED driver included in the scope of supply, the set can be used in any lighting situation. The electrical connection is made directly to the 230V mains supply.



TECHNICAL DATA

| | |
|-------------------------------------|-----------------------------|
| Item no.: | 1000833 |
| Number of different light outlets | 1 |
| Primary nominal voltage | 220-240V ~50/60Hz mA/V |
| Secondary power / secondary voltage | 260mA |
| Height | 6.5 cm |
| Diameter | 10.8 cm |
| Installation diameter | 9 cm |
| Installation depth | 8.5 cm |
| Net weight | 0.343 kg |
| Gross weight | 0.434 kg |
| IP Code | IP 65 |
| Safety class | II |
| Impact resistance class | IK02 |
| Assembly | Recessed |
| Assembly details | Ceiling |
| Dimmable | Yes |
| Dimming technology | Leading edge, trailing edge |
| Wattage | 12 W |
| Lumen | 850 lm |
| Colour temperature | 3000 Kelvin |
| Beam angle | 60 ° |
| Color | white |

Light Source

| | | | |
|--------|---|-----------------------------|--------|
| 916383 |  | LXXBXX data | L70B50 |
| | | Minimum ambient temperature | -20 °C |
| | | Maximum ambient temperature | 40 °C |
| | | BIG WHITE Page | 709 |