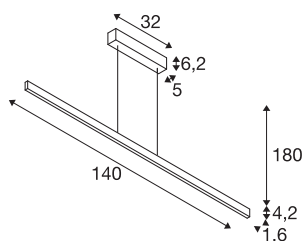




ONE LINEAR 100 PHASE up/down

white pendant light, 24W 2700/3000K



The modern design of the ONE light family attracts all eyes. Added to this is the high CRI of over 90 for optimal colour reproduction. The elegant light is made for the gastronomy and hotel industry as well as for living rooms. Experience light with SLV – your reliable partner for all kinds of indoor lights for 40 years.



TECHNICAL DATA

Item no.:	1006186
Number of different light outlets	2
Primary nominal voltage	220-240V ~50/60Hz mA/V
Secondary power / secondary voltage	600mA
Length	104 cm
Pendant length	180 cm
Width	1.6 cm
Height	4.2 cm
Net weight	1.75 kg
Gross weight	1.873 kg
Safety class	I
Assembly	Surface
Assembly details	Ceiling
Dimmable	Yes
Dimming technology	trailing edge
Wattage	24 W
Lumen	1250 / 1250 lm
Colour temperature	2700/3000 Kelvin
Color	white
CRI	90
BIG WHITE Page	118

Light Source

916536	 The icon consists of a white square with 'A' and 'G' stacked vertically on the left, and an orange arrow pointing right with the letter 'F' inside on the right.
916622	 The icon consists of a white square with 'A' and 'G' stacked vertically on the left, and an orange arrow pointing right with the letter 'F' inside on the right.