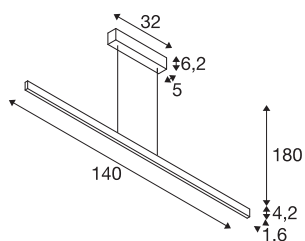


ONE LINEAR 140 PHASE up/down

brass pendant light, 35W 2700/3000K



Reduced, modern and elegant, the design of the ONE light family attracts all eyes. With a CRI above 90, it provides natural colour reproduction. The low-maintenance light is equally suitable for the hotel industry and gastronomy as well as for living spaces. Experience ONE in action and convince yourself of a successful lighting experience.



TECHNICAL DATA

Item no.:	1006190
Number of different light outlets	2
Primary nominal voltage	220-240V ~50/60Hz mA/V
Secondary power / secondary voltage	900mA
Length	140 cm
Pendant length	180 cm
Width	1.6 cm
Height	4.2 cm
Net weight	2.03 kg
Gross weight	2.839 kg
Safety class	I
Assembly	Surface
Assembly details	Ceiling
Dimmable	Yes
Dimming technology	trailing edge
Wattage	35 W
Lumen	1810 / 1875 lm
Colour temperature	2700/3000 Kelvin
Color	brass
CRI	90
BIG WHITE Page	118

Light Source

916377	 The icon consists of a vertical rectangle divided into two sections: the top section contains the letter 'A' and the bottom section contains the letter 'G'. To the right of this rectangle is a red arrow pointing to the right with the letter 'F' inside it.
916598	 The icon consists of a vertical rectangle divided into two sections: the top section contains the letter 'A' and the bottom section contains the letter 'G'. To the right of this rectangle is a red arrow pointing to the right with the letter 'F' inside it.