

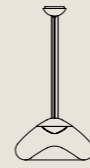
ANTESIA
NA-AR
SERICA
SERICA DOT

MASIERO

NOVELTIES²⁰²⁶

MASIERO

Collections



Antesia

64



Na-ar

46



Serica

26



Serica Dot

6

Collections

ANTESIA
NA-AR
SERICA
SERICA DOT

Serica Dot

IT Serica Dot traduce l'iconico motivo delle Nappe in un linguaggio essenziale e architettonico. Nasce come un racconto di luce fatto di leggerezza e precisione, in cui il segno si riduce all'essenziale per esprimere tutta la sua forza poetica. Piccoli punti luminosi si dispongono nello spazio con ritmo e misura, creando composizioni che evocano costellazioni intime e silenziose.

EN Serica Dot translates the iconic tassel motif into an essential and architectural language. It is conceived as a story of light made of lightness and precision, where the sign is reduced to its essence to express its full poetic strength. Small points of light are arranged in space with rhythm and measure, creating compositions that evoke intimate and silent constellations.

DESIGN BY
MARCO ZITO
SUSPENSION














Serica Dot

Struttura in metallo verniciato opaco con dettagli in galvanica spazzolata o totalmente galvanizzata. Illuminazione Led integrato.

Matt-painted metal structure with brushed galvanic details or fully galvanized. Integrated LED lighting.

Struktur aus mattem Lackmetall mit Details in gebürsteter Galvanik oder vollständig galvanisierter Ausführung. Integrierte LED-Beleuchtung.

Estructura de metal pintado en mate con detalles en galvanizado cepillado o totalmente galvanizado. Iluminación LED integrada.

Structure en métal laqué mat avec détails en galvanique brossée ou entièrement galvanisée. Éclairage LED intégré.

Металлический каркас с матовым покрытием и деталями из брашированной гальваники или полностью гальванизованный. Встроенная светодиодная подсветка.

哑光喷涂金属结构, 可选择搭配拉丝电镀细节, 也可选择整体全电镀工艺。所有型号均内置 LED 光源

هيكل معدني مطلي بطلاء غير لامع مع تفاصيل مصقولة أو مجلفنة بالكامل. إضاءة LED مدمجة

FRAME FINISHING: MATT PAINTED
METAL DETAILS: GALVANIC BATH

FRAME FINISHINGS | METAL DETAILS
GALVANIC BATH



v9T Nero profondo+Champagne spazzolato
g30 Deep black+Brushed champagne



g30 Champagne spazzolato
Brushed champagne



v9T Nero profondo+Oro bronzato spazzolato
g31 Deep black+Brushed golden bronze



g31 Oro bronzato spazzolato
Brushed golden bronze



v9T Nero profondo+Rame spazzolato
g29 Deep black+Brushed copper



g29 Rame spazzolato
Brushed copper



v9T Nero profondo+Oro spazzolato
g26 Deep black+Brushed pure gold



g26 Oro spazzolato
Brushed pure gold



v9T Nero profondo+Nickel scuro spazzolato
g27 Deep black+Brushed dark nickel



g27 Nickel scuro spazzolato
Brushed dark nickel

DISCOVER MORE



SERICA DOT S1 A	CE	RoHS
Ø 2,5 cm / 1.00"		
H 15,2 cm / 6.00"		
STANDARD INTEGRATED LED LIGHTING		
4 W CRI>90		
3000 K - 410 NOMINAL LM		
ON REQUEST		
4 W CRI>90		
2700 K - 380 NOMINAL LM		
DIMMABLE		
TRIAC		




SERICA DOT S1 B	CE	RoHS
Ø 4,8 cm / 1.90"		
H 15,5 cm / 6.10"		
STANDARD INTEGRATED LED LIGHTING		
4 W CRI>90		
3000 K - 410 NOMINAL LM		
ON REQUEST		
4 W CRI>90		
2700 K - 380 NOMINAL LM		
DIMMABLE		
TRIAC		



SERICA DOT S1 C	CE	RoHS
Ø 4,8 cm / 1.90"		
H 17,5 cm / 6.90"		
STANDARD INTEGRATED LED LIGHTING		
4 W CRI>90		
3000 K - 410 NOMINAL LM		
ON REQUEST		
4 W CRI>90		
2700 K - 380 NOMINAL LM		
DIMMABLE		
TRIAC		



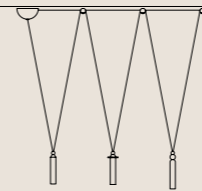
SERICA DOT S1 E	CE	RoHS
Ø 2,5 cm / 1.00"		
H 17,5 cm / 6.90"		
STANDARD INTEGRATED LED LIGHTING		
4 W CRI>90		
3000 K - 410 NOMINAL LM		
ON REQUEST		
4 W CRI>90		
2700 K - 380 NOMINAL LM		
DIMMABLE		
TRIAC		



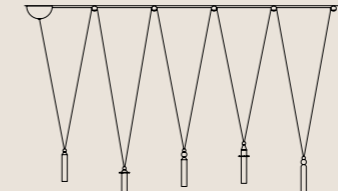
SERICA DOT S1 D	CE	RoHS
Ø 4,8 cm / 1.90"		
H 19,5 cm / 7.70"		
STANDARD INTEGRATED LED LIGHTING		
4 W CRI>90		
3000 K - 410 NOMINAL LM		
ON REQUEST		
4 W CRI>90		
2700 K - 380 NOMINAL LM		
DIMMABLE		
TRIAC		



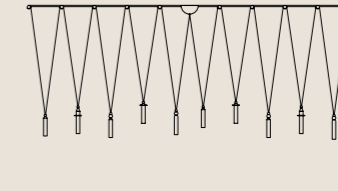
SERICA DOT C3	CE	RoHS
STANDARD INTEGRATED LED LIGHTING		
12 W CRI>90		
3000 K - 1230 NOMINAL LM		
ON REQUEST		
12 W CRI>90		
2700 K - 1140 NOMINAL LM		
DIMMABLE		
TRIAC		



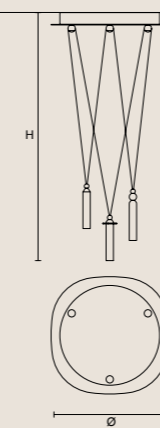
SERICA DOT C5	CE	RoHS
STANDARD INTEGRATED LED LIGHTING		
20 W CRI>90		
3000 K - 2050 NOMINAL LM		
ON REQUEST		
20 W CRI>90		
2700 K - 1900 NOMINAL LM		
DIMMABLE		
TRIAC		



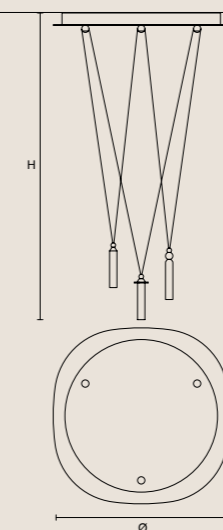
SERICA DOT C10	CE	RoHS
STANDARD INTEGRATED LED LIGHTING		
40 W CRI>90		
3000 K - 4100 NOMINAL LM		
ON REQUEST		
40 W CRI>90		
2700 K - 3800 NOMINAL LM		
DIMMABLE		
TRIAC		



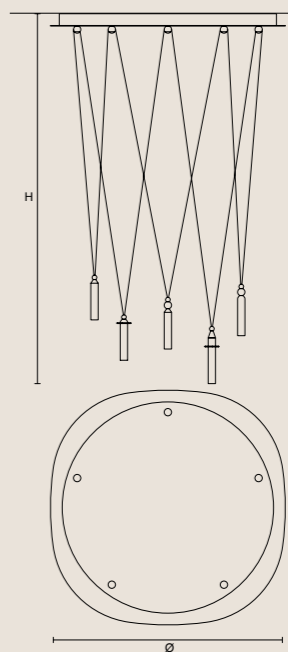
SERICA DOT C3 PB 40	CE	RoHS
Ø 40 cm / 15.70"		
H MAX 300 cm / 68.90"		
STANDARD INTEGRATED LED LIGHTING		
12 W CRI>90		
3000 K - 1230 NOMINAL LM		
ON REQUEST		
12 W CRI>90		
2700 K - 1140 NOMINAL LM		
DIMMABLE		
TRIAC		



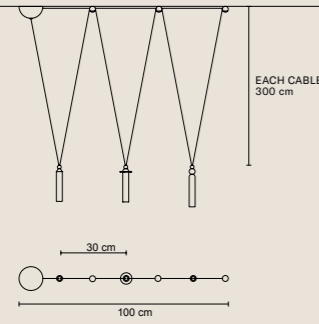
SERICA DOT C3 PB 60	CE	RoHS
Ø 60 cm / 23.60"		
H MAX 300 cm / 68.90"		
STANDARD INTEGRATED LED LIGHTING		
12 W CRI>90		
3000 K - 1230 NOMINAL LM		
ON REQUEST		
12 W CRI>90		
2700 K - 1140 NOMINAL LM		
DIMMABLE		
TRIAC		



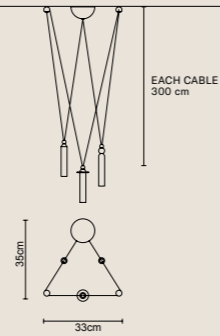
SERICA DOT C5 PB 80	CE	RoHS
Ø 80 cm / 31.50"		
H MAX 300 cm / 68.90"		
STANDARD INTEGRATED LED LIGHTING		
20 W CRI>90		
3000 K - 2050 NOMINAL LM		
ON REQUEST		
20 W CRI>90		
2700 K - 1900 NOMINAL LM		
DIMMABLE		
TRIAC		



SUGGESTED CONFIGURATION FOR C3 (Composition A+B+C)

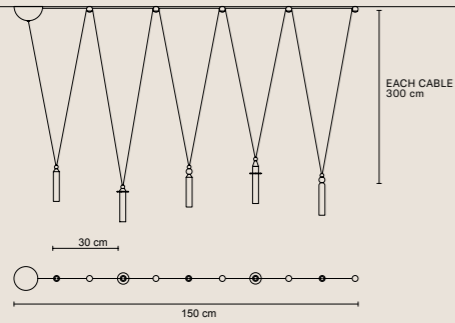


LINEAR

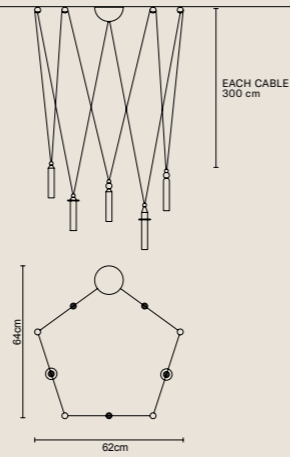


CLOSE TRIANGLE

SUGGESTED CONFIGURATION FOR C5 (Composition A+B+C+D+E)

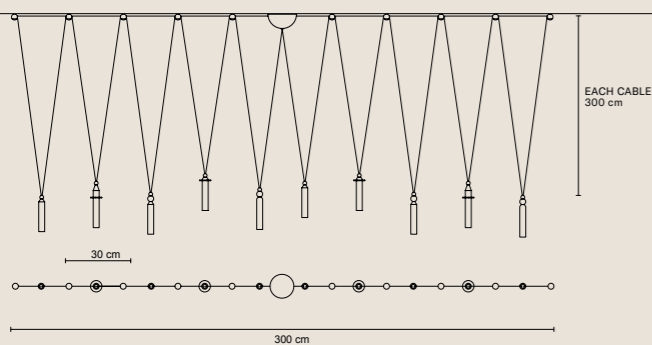


LINEAR

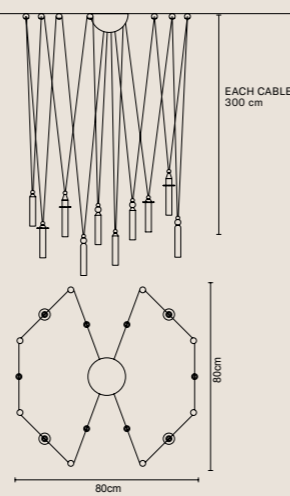


CLOSE PENTAGON

SUGGESTED CONFIGURATION FOR C10 (Composition Ax2 + Bx2 + Cx2 + Dx2 + Ex2)



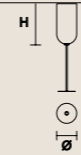
LINEAR



CLOSE CIRCLE

SINGLE CANOPIES

SINGLE CANOPY



SIZE	FRAME FINISHINGS	CANOPY FINISHINGS	PRODUCT NAME
Ø 4,5 cm / 1.80"	● V9T	● V90	SERICA DOT S1 A - B - C - D - E
H 8 cm / 3.10"	● G30	● V90	
	● G31	● V90	
	● G29	● V90	
	● G26	● V90	
	● G27	● V90	

SINGLE CANOPY



SIZE	FRAME FINISHINGS	CANOPY FINISHINGS	PRODUCT NAME
Ø 10 cm / 4.00"	● V9T + ● G30	● G30	SERICA DOT C3
H 5 cm / 2.00"	● V9T + ● G31	● G31	
	● V9T + ● G29	● G29	
	● V9T + ● G26	● G26	
	● V9T + ● G27	● G27	
	● G30	● G30	
	● G31	● G31	
	● G29	● G29	
	● G26	● G26	
	● G27	● G27	
	● G30	● G30	
	● G27	● G27	

SINGLE CANOPY



SIZE	FRAME FINISHINGS	CANOPY FINISHINGS	PRODUCT NAME
Ø 12 cm / 5.50"	● V9T + ● G30	● G30	SERICA DOT C5
H 6 cm / 2.40"	● V9T + ● G31	● G31	
	● V9T + ● G29	● G29	
	● V9T + ● G26	● G26	
	● V9T + ● G27	● G27	
	● G30	● G30	
	● G31	● G31	
	● G29	● G29	
	● G26	● G26	
	● G27	● G27	

SINGLE CANOPY



SIZE	FRAME FINISHINGS	CANOPY FINISHINGS	PRODUCT NAME
Ø 16 cm / 6.30"	● V9T + ● G30	● G30	SERICA DOT C10
H 8 cm / 3.10"	● V9T + ● G31	● G31	
	● V9T + ● G29	● G29	
	● V9T + ● G26	● G26	
	● V9T + ● G27	● G27	
	● G30	● G30	
	● G31	● G31	
	● G29	● G29	
	● G26	● G26	
	● G27	● G27	

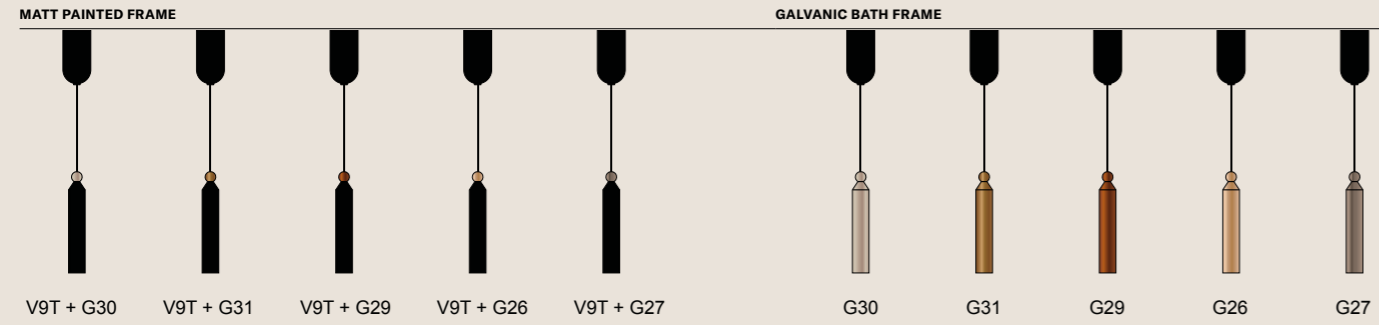
RECESSED CANOPY



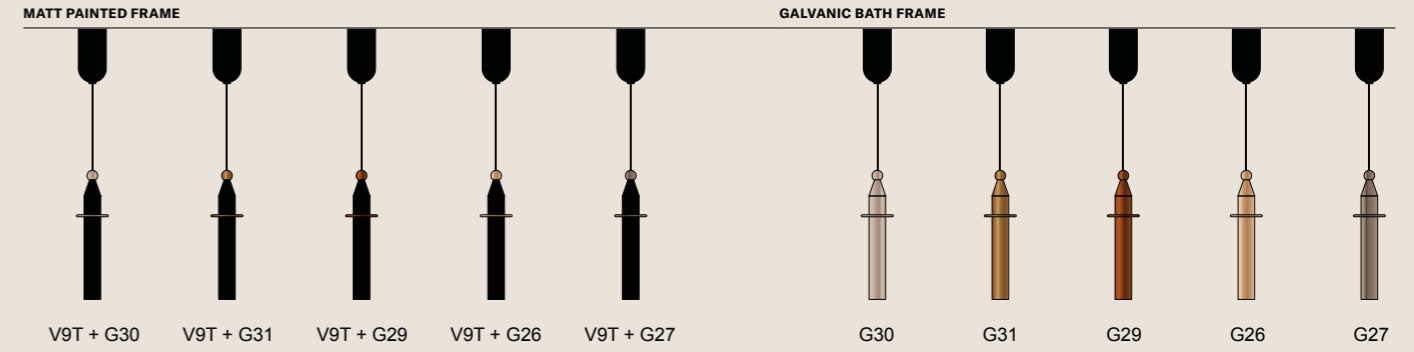
SIZE	FINISHINGS	CANOPY FINISHING	PRODUCT NAME
Ø 4,5 cm / 1.80"	● V9T	● V90	SERICA DOT S1 A - B - C - D - E (Remote Driver)
H 0,8 cm / 0,30"			

FINISH PALETTE

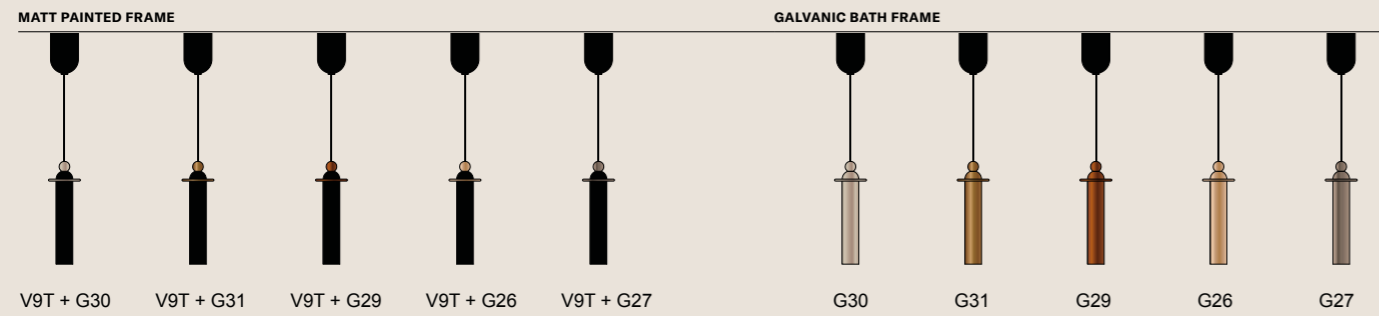
Serica Dot S1 A



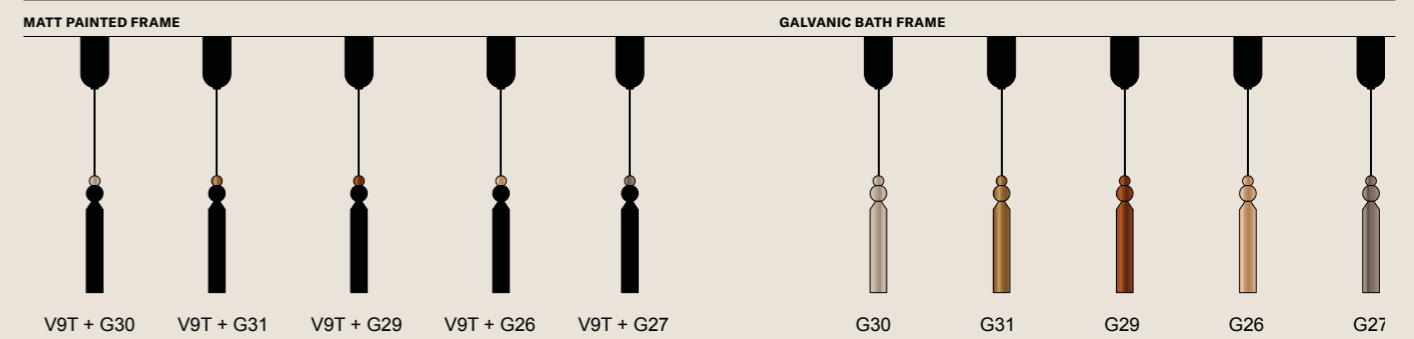
Serica Dot S1 D



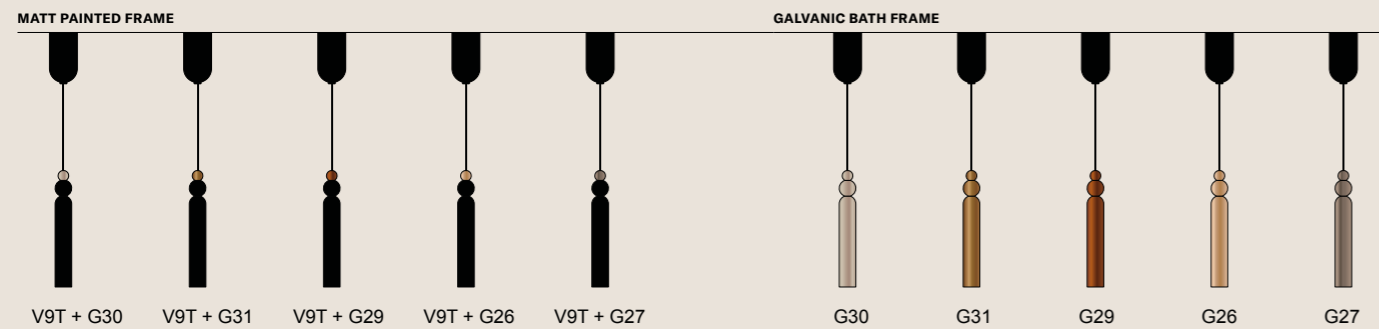
Serica Dot S1 B



Serica Dot S1 E



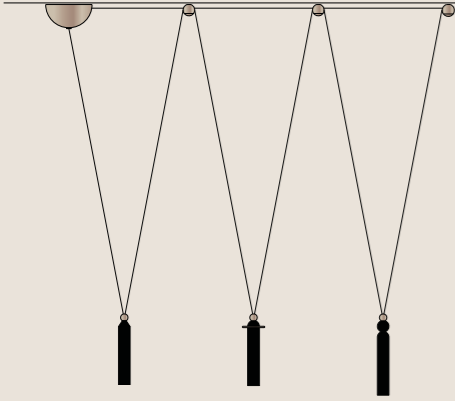
Serica Dot S1 C



FINISH PALETTE

SERICA DOT C3 (COMPOSITION A+B+C)

FRAME FINISHING: MATT PAINTED
METAL DETAILS: GALVANIC BATH

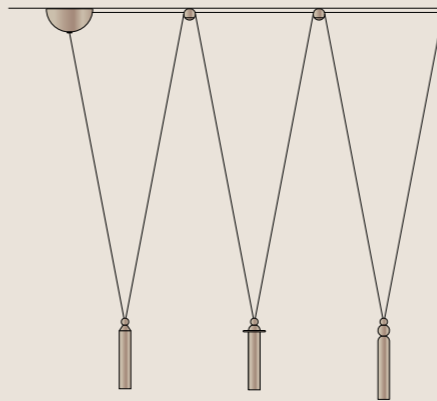


FRAME FINISHING	METAL DETAILS
● V9T	● G30
	● G31
	● G29
	● G26
	● G27

FINISH PALETTE

SERICA DOT C3 (COMPOSITION A+B+C)

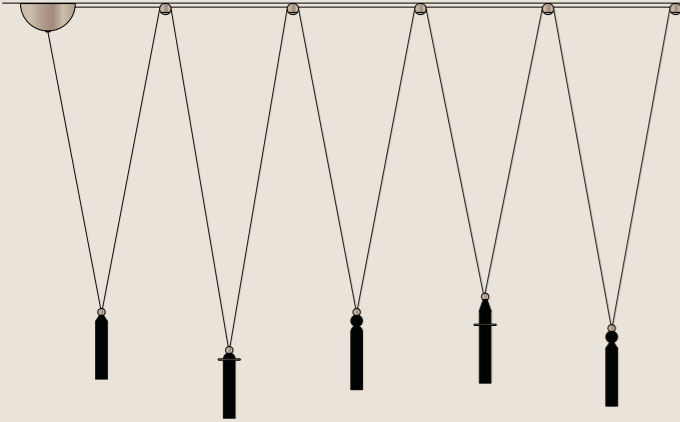
FRAME FINISHINGS | METAL DETAILS
GALVANIC BATH



FINISHINGS
● G30
● G31
● G29
● G26
● G27

SERICA DOT 5 (COMPOSITION A+B+C+D+E)

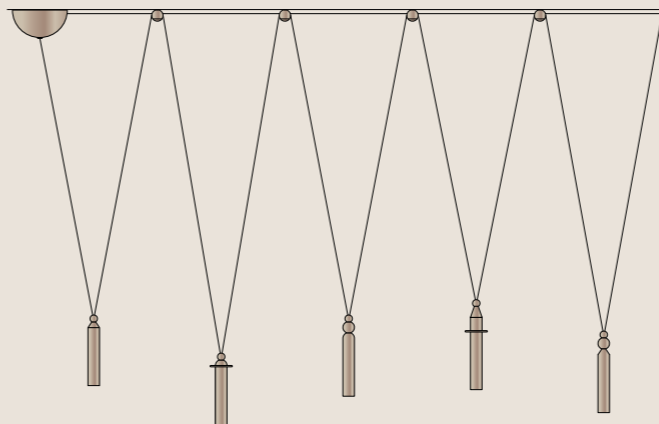
FRAME FINISHING: MATT PAINTED
METAL DETAILS: GALVANIC BATH



FRAME FINISHING	METAL DETAILS
● V9T	● G30
	● G31
	● G29
	● G26
	● G27

SERICA DOT 5 (COMPOSITION A+B+C+D+E)

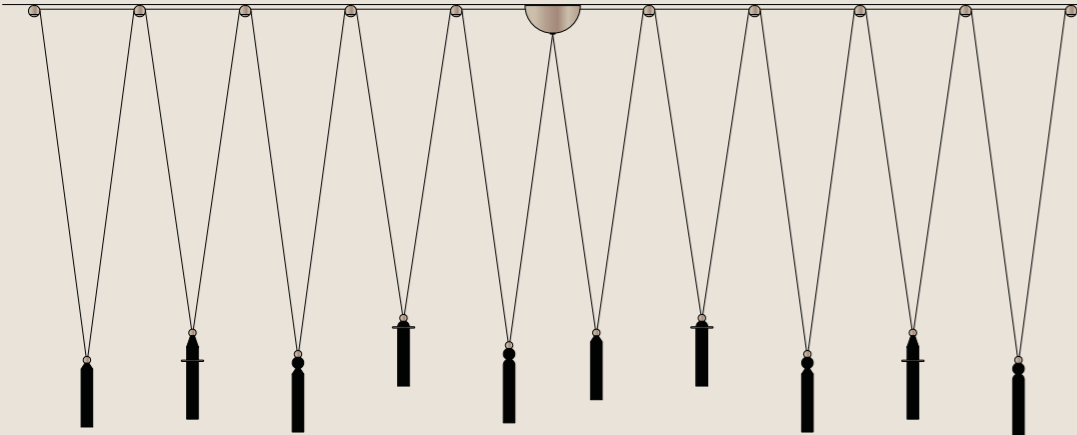
FRAME FINISHINGS | METAL DETAILS
GALVANIC BATH



FINISHINGS
● G30
● G31
● G29
● G26
● G27

SERICA DOT C10 (COMPOSITION Ax2 + Bx2 + Cx2 + Dx2 + Ex2)

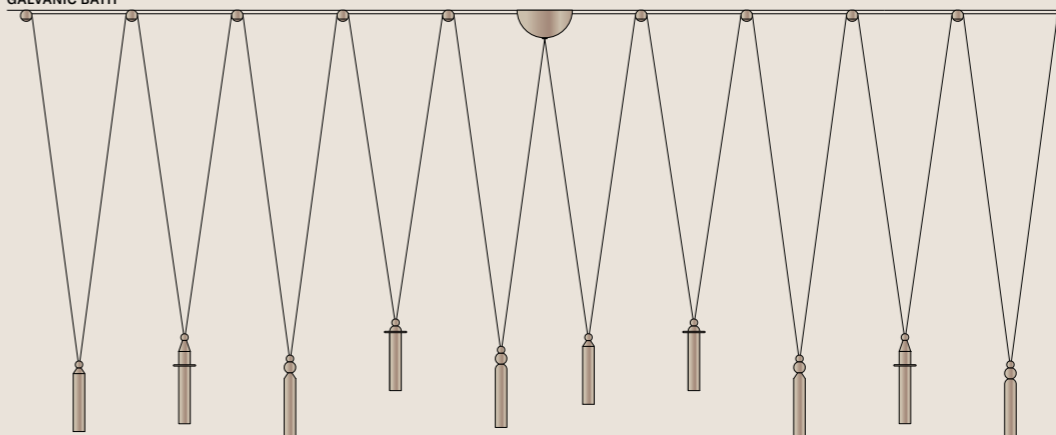
FRAME FINISHING: MATT PAINTED
METAL DETAILS: GALVANIC BATH



FRAME FINISHING	METAL DETAILS
● V9T	● G30
	● G31
	● G29
	● G26
	● G27

SERICA DOT C10 (COMPOSITION Ax2 + Bx2 + Cx2 + Dx2 + Ex2)

FRAME FINISHINGS | METAL DETAILS
GALVANIC BATH



FINISHINGS
● G30
● G31
● G29
● G26
● G27

Serica

IT Serica interpreta la luce come una superficie morbida e avvolgente, capace di trasformare lo spazio con discrezione ed eleganza. I volumi, puri e calibrati, evocano la leggerezza del tessuto da cui prendono ispirazione, lasciando che la luminosità si diffonda in modo uniforme e delicato. La materia si fa vellutata, quasi impalpabile, in un equilibrio armonico tra forma e funzione. Ogni elemento è pensato per dialogare con l'ambiente, creando atmosfere intime e sofisticate.

EN Serica interprets light as a soft and enveloping surface, capable of transforming space with discretion and elegance. The volumes, pure and balanced, evoke the lightness of the fabric that inspires them, allowing luminosity to spread evenly and delicately. The material becomes velvety, almost intangible, in a harmonious balance between form and function. Each element is designed to engage with its surroundings, creating intimate and sophisticated atmospheres.

DESIGN BY
MARCO ZITO
SUSPENSION













Serica

Struttura in metallo verniciato opaco con dettagli in galvanica spazzolata o totalmente galvanizzata. Illuminazione Led integrato.

Matt-painted metal structure with brushed galvanic details or fully galvanized. Integrated LED lighting.

Struktur aus mattem Lackmetall mit Details in gebürsteter Galvanik oder vollständig galvanisierter Ausführung. Integrierte LED-Beleuchtung.

Estructura de metal pintado en mate con detalles en galvanizado cepillado o totalmente galvanizado. Iluminación LED integrada.


Structure en métal laqué mat avec détails en galvanique brossée ou entièrement galvanisée. Éclairage LED intégré.

Металлический каркас с матовым покрытием и деталями из брашированной гальваники или полностью гальванизированный. Встроенная светодиодная подсветка.

哑光喷涂金属结构，可选择搭配拉丝电镀细节，也可选择整体全电镀工艺。所有型号均内置 LED 光源

هيكل معدني مطلي بطلاء غير لامع مع تفاصيل مصقولة أو مجلفنة بالكامل. إضاءة LED مدمجة

FRAME FINISHING: MATT PAINTED
METAL DETAILS: GALVANIC BATH



v9T Nero profondo+Champagne spazzolato
g30 Deep black+Brushed champagne

FRAME FINISHINGS | METAL DETAILS
GALVANIC BATH



g30 Champagne spazzolato
Brushed champagne



v9T Nero profondo+Oro bronzato spazzolato
g31 Deep black+Brushed golden bronze



g31 Oro bronzato spazzolato
Brushed golden bronze



v9T Nero profondo+Rame spazzolato
g29 Deep black+Brushed copper




g29 Rame spazzolato
Brushed copper



v9T Nero profondo+Oro spazzolato
g26 Deep black+Brushed pure gold



g26 Oro spazzolato
Brushed pure gold



v9T Nero profondo+Nickel scuro spazzolato
g27 Deep black+Brushed dark nickel



g27 Nickel scuro spazzolato
Brushed dark nickel

DISCOVER MORE



SERICA S1 40

ø 2,5 cm / 1.00"
H 40 cm / 15.70"

STANDARD INTEGRATED LED LIGHTING

5,8 W CRI>90
3000 K - 555 NOMINAL LM

ON REQUEST

5,8 W CRI>90
2700 K - 515 NOMINAL LM

DIMMABLE

TRIAC



SERICA S1 60

ø 2,5 cm / 1.00"
H 60 cm / 19.70"

STANDARD INTEGRATED LED LIGHTING


5,8 W CRI>90
3000 K - 555 NOMINAL LM

ON REQUEST

5,8 W CRI>90
2700 K - 515 NOMINAL LM

DIMMABLE

TRIAC



SERICA S1 80

ø 2,5 cm / 1.00"
H 80 cm / 31.50"

STANDARD INTEGRATED LED LIGHTING

5,8 W CRI>90
3000 K - 555 NOMINAL LM

ON REQUEST

5,8 W CRI>90
2700 K - 515 NOMINAL LM

DIMMABLE

TRIAC



SERICA C5 CB 90 (2x40-2x60-1x80)

w 90 cm / 35.40"
d 30 cm / 11.80"
H MAX 380 cm / 149.60"

STANDARD INTEGRATED LED LIGHTING

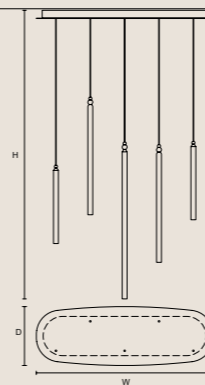
29 W CRI>90
3000 K - 2775 NOMINAL LM

ON REQUEST

29 W CRI>90
2700 K - 2575 NOMINAL LM

DIMMABLE

TRIAC



SERICA C7 CB 120 (2x40-2x60-3x80)

w 120 cm / 47.20"
d 30 cm / 11.80"
H MAX 380 cm / 149.60"

STANDARD INTEGRATED LED LIGHTING

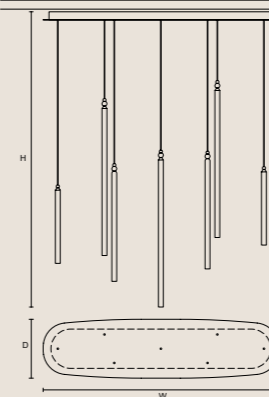
40,6 W CRI>90
3000 K - 3885 NOMINAL LM

ON REQUEST

40,6 W CRI>90
2700 K - 3605 NOMINAL LM

DIMMABLE

TRIAC



SERICA C10 CB 160 (3x40-4x60-3x80)

w 160 cm / 63.00"
d 40 cm / 15.70"
H MAX 380 cm / 149.60"

STANDARD INTEGRATED LED LIGHTING

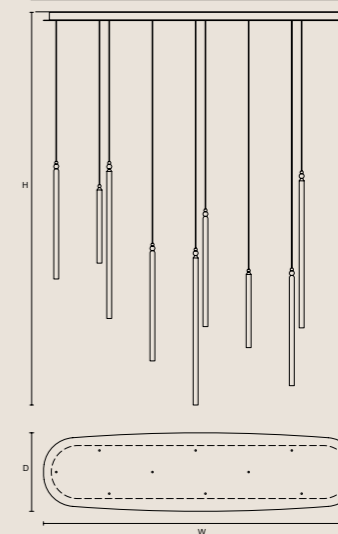
58 W CRI>90
3000 K - 5550 NOMINAL LM

ON REQUEST

58 W CRI>90
2700 K - 5150 NOMINAL LM

DIMMABLE

TRIAC



SERICA C3 PB 30
(1x40-1x60-1x80)

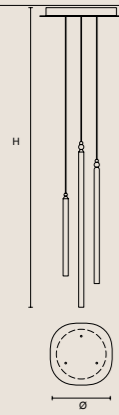


∅ 30 cm / 11.80"
H MAX 380 cm / 149.60"

STANDARD INTEGRATED LED LIGHTING
17,4 W CRI>90
3000 K - 1665 NOMINAL LM

ON REQUEST
17,4 W CRI>90
2700 K - 1545 NOMINAL LM

DIMMABLE
TRIAC



SERICA C5 PB 40
(2x40-2x60-1x80)

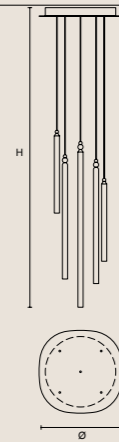


∅ 40 cm / 15.70"
H MAX 380 cm / 149.60"

STANDARD INTEGRATED LED LIGHTING
29 W CRI>90
3000 K - 2775 NOMINAL LM

ON REQUEST
29 W CRI>90
2700 K - 2575 NOMINAL LM

DIMMABLE
TRIAC



SERICA C7 PB 60
(2x40-2x60-3x80)

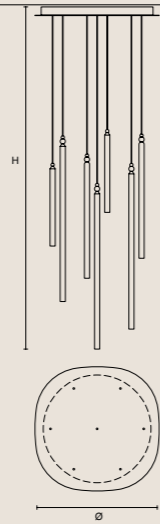


∅ 60 cm / 23.60"
H MAX 380 cm / 149.60"

STANDARD INTEGRATED LED LIGHTING
40,6 W CRI>90
3000 K - 3885 NOMINAL LM

ON REQUEST
40,6 W CRI>90
2700 K - 3605 NOMINAL LM

DIMMABLE
TRIAC



SERICA C9 PB 80
(3x40-3x60-3x80)

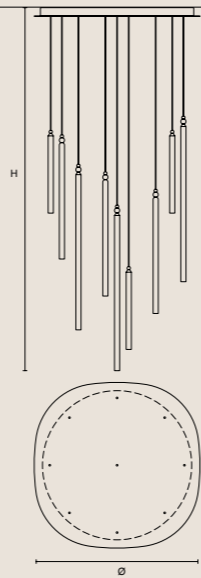


∅ 80 cm / 31.50"
H MAX 380 cm / 149.60"

STANDARD INTEGRATED LED LIGHTING
52,2 W CRI>90
3000 K - 4995 NOMINAL LM

ON REQUEST
52,2 W CRI>90
2700 K - 4635 NOMINAL LM

DIMMABLE
TRIAC



SERICA C13 PB 100
(4x40-4x60-5x80)




∅ 100 cm / 39.40"
H MAX 380 cm / 149.60"

STANDARD INTEGRATED LED LIGHTING
75,4 W CRI>90
3000 K - 7215 NOMINAL LM

ON REQUEST
75,4 W CRI>90
2700 K - 6695 NOMINAL LM

DIMMABLE
TRIAC



SERICA CLUSTER 11
(5X40-4X60-2X80)

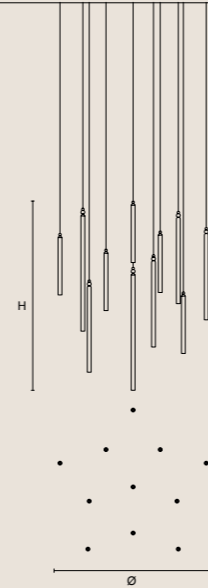


∅ 100 cm / 39,40"
H 165 cm / 65,00"

STANDARD INTEGRATED LED LIGHTING
63,8 W CRI>90
3000 K - 6105 NOMINAL LM

ON REQUEST
63,8 W CRI>90
2700 K - 5665 NOMINAL LM

DIMMABLE
ON REQUEST



SERICA CLUSTER 12
(12X60)

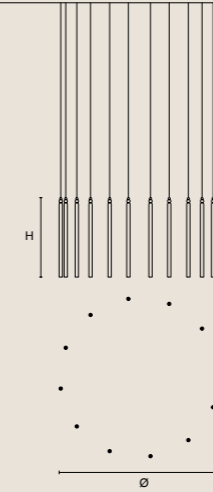


∅ 120 cm / 47,20"
H 60 cm / 23,60"

STANDARD INTEGRATED LED LIGHTING
69,6 W CRI>90
3000 K - 6660 NOMINAL LM

ON REQUEST
69,6 W CRI>90
2700 K - 6180 NOMINAL LM

DIMMABLE
ON REQUEST



SERICA CLUSTER 39
(18X40-15X60-6X80)

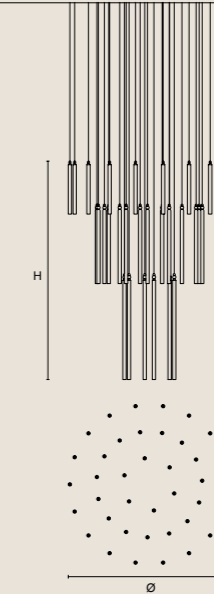


∅ 120 cm / 47,20"
H 165 cm / 65,00"

STANDARD INTEGRATED LED LIGHTING
226,2 W CRI>90
3000 K - 21645 NOMINAL LM

ON REQUEST
226,2 W CRI>90
2700 K - 20085 NOMINAL LM

DIMMABLE
ON REQUEST



SERICA CLUSTER 28
(11X40-11X60-6X80)

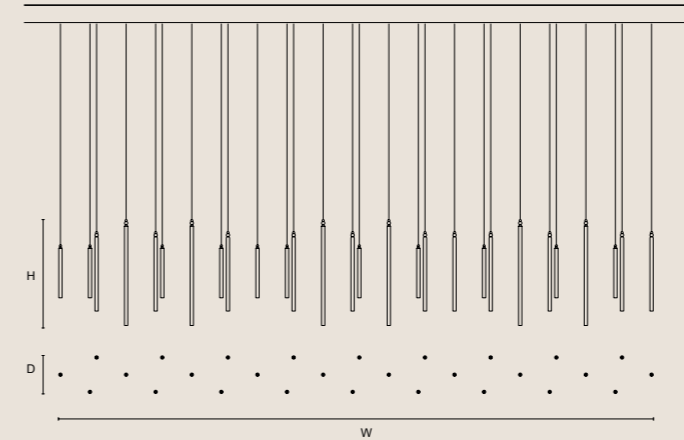


∅ 449 cm / 177,00"
H 80 cm / 31,50"

STANDARD INTEGRATED LED LIGHTING
162,4 W CRI>90
3000 K - 15540 NOMINAL LM

ON REQUEST
162,4 W CRI>90
2700 K - 14420 NOMINAL LM

DIMMABLE
ON REQUEST



SERICA CLUSTER 22
(6X40-8X60-8X80)



W 303cm / 119,30"
D 183 cm / 72,00"
H 165 cm / 65,00"

STANDARD INTEGRATED LED LIGHTING

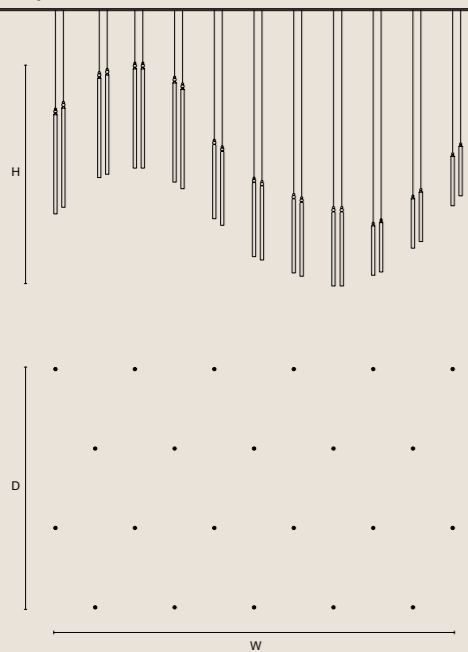
127,6 W CRI>90
3000 K - 12210 NOMINAL LM

ON REQUEST

127,6 W CRI>90
2700 K - 11330 NOMINAL LM

DIMMABLE

ON REQUEST



SERICA CLUSTER 54
(18X40-18X60-18X80)



W 513 cm / 202,00"
D 303 cm / 119,30"
H 245 cm / 96,50"

STANDARD INTEGRATED LED LIGHTING

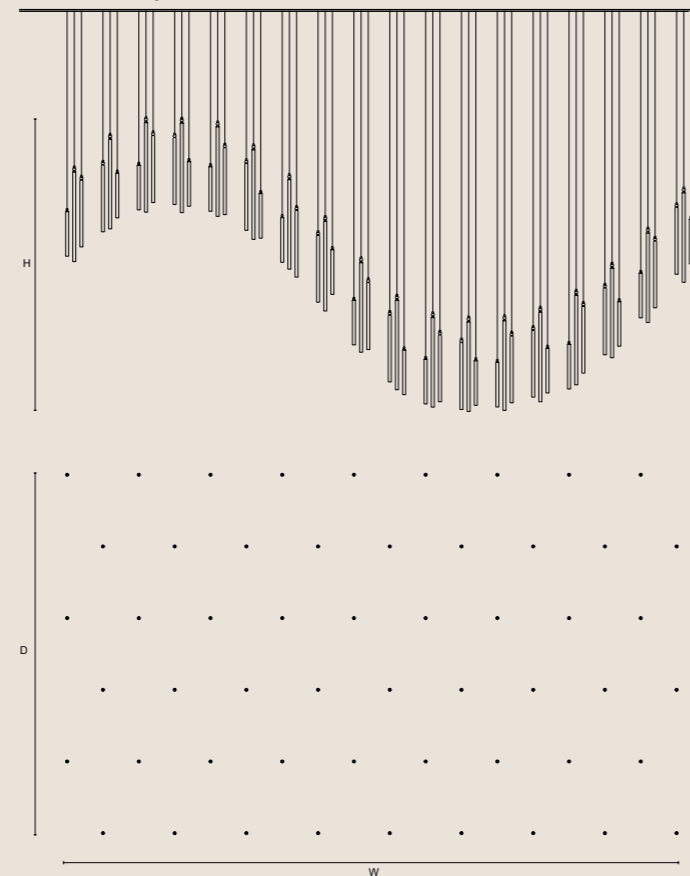
313,2 W CRI>90
3000 K - 29970 NOMINAL LM

ON REQUEST

313,2 W CRI>90
2700 K - 27810 NOMINAL LM

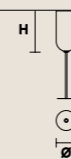
DIMMABLE

ON REQUEST



SINGLE CANOPIES

SINGLE CANOPY



SIZE
Ø 4,5 cm / 1.80"
H 8 cm / 3.10"

FRAME FINISHINGS

- V9T
- G30
- G31
- G29
- G26
- G27

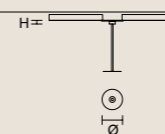
CANOPY FINISHINGS

- V90
- V90
- V90
- V90
- V90
- V90

PRODUCT NAME

SERICA S1 40 - S1 60 - S1 80

RECESSED CANOPY



SIZE
Ø 4,5 cm / 1.80"
H 0,8 cm / 0,30"

FINISHINGS

- V9T

CANOPY FINISHING

- V90

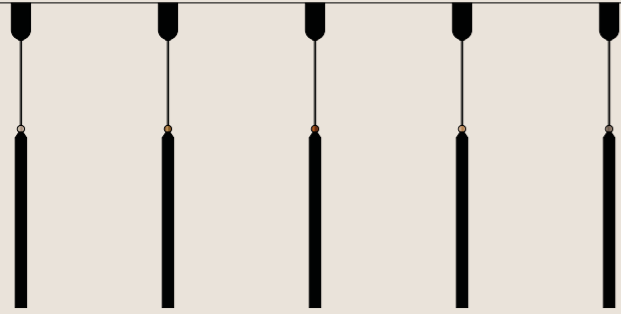
PRODUCT NAME

SERICA S1 40 - S1 60 - S1 80
(Remote Driver)

FINISH PALETTE

Serica S1 40

MATT PAINTED FRAME

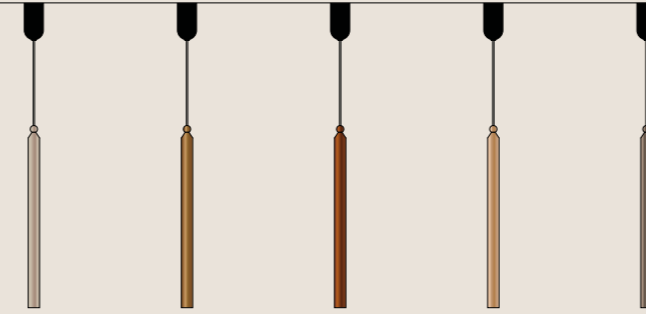


V9T + G30 V9T + G31 V9T + G29 V9T + G26 V9T + G27

FINISH PALETTE

Serica S1 40

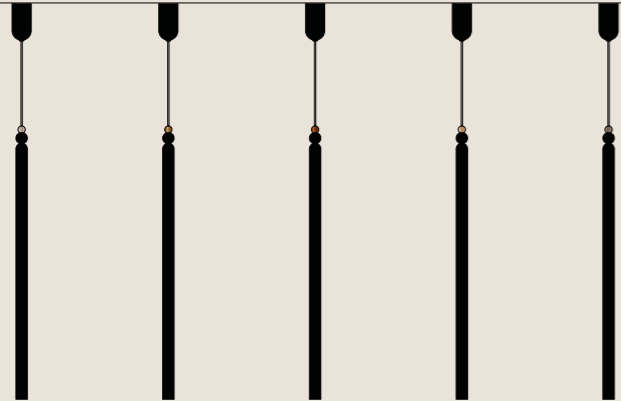
GALVANIC BATH FRAME



G30 G31 G29 G26 G27

Serica S1 60

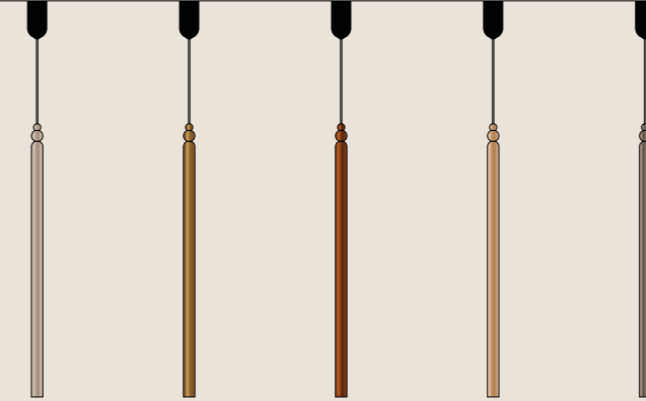
MATT PAINTED FRAME



V9T + G30 V9T + G31 V9T + G29 V9T + G26 V9T + G27

Serica S1 60

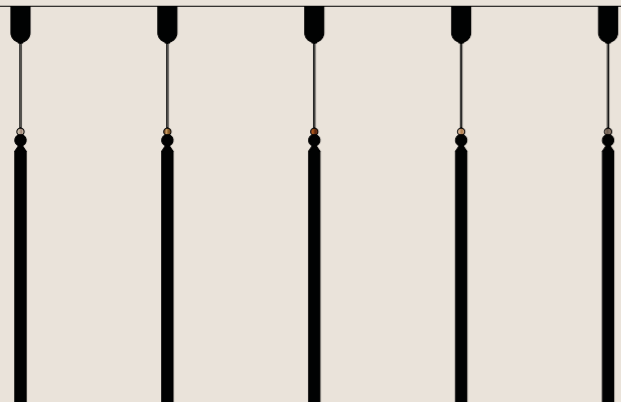
GALVANIC BATH FRAME



G30 G31 G29 G26 G27

Serica S1 80

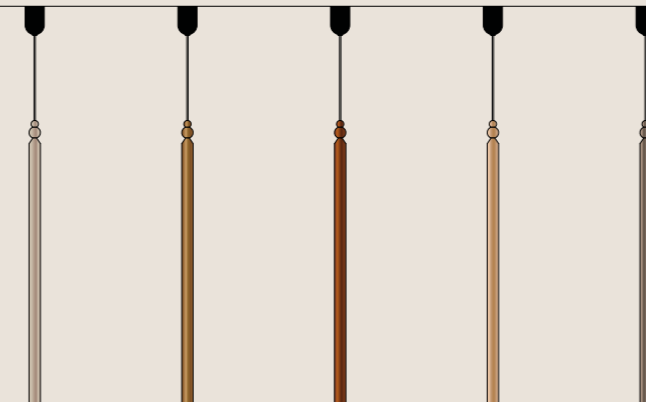
MATT PAINTED FRAME



V9T + G30 V9T + G31 V9T + G29 V9T + G26 V9T + G27

Serica S1 80

GALVANIC BATH FRAME



G30 G31 G29 G26 G27

Na-ar

IT Na-ar nasce come un gesto di equilibrio tra rigore e poesia, dove la luce si fa materia e racconto. Linee pure e volumi armonici si intrecciano in una composizione essenziale, capace di abitare lo spazio con discrezione e carattere. Ogni elemento rivela una cura profonda per il dettaglio e per la qualità dei materiali, trasformandosi in presenza luminosa che dialoga con l'architettura.


EN Na-ar emerges as a gesture of balance between rigor and poetry, where light becomes both material and narrative. Pure lines and harmonious volumes intertwine in an essential composition, capable of inhabiting space with discretion and character. Each element reveals a deep attention to detail and material quality, transforming into a luminous presence that talks with architecture.

DESIGN BY
STUDIO SCATTER D


SUSPENSION
APPLIQUE
TABLE LAMP













Na-ar

Struttura in ottone rigato verniciato e spazzolato a mano. Illuminazione Led integrato.

Fluted brass structure, painted and hand-brushed. Integrated LED lighting.

Struktur aus lackiertem Messing mit Riffelung, handgebürstet. Integrierte LED-Beleuchtung.

Estructura de latón estriado, pintado y cepillado a mano. Iluminación LED integrada.

Structure en laiton strié, laqué et brossé à la main. Éclairage LED intégré.

Каркас из рифленной латуни с матовым покрытием, обработанный щеткой вручную. Встроенная светодиодная подсветка.

黄铜结构，经手工喷涂及拉丝处理，呈现直纹效果。所有型号均内置 LED 光源。

هيكل من النحاس المخطط، مطلي، وبمظهر تأثير الفرشاة اليدوية. إضاءة LED مدمجة.



VT1 Sabbia di Marte* Mars Dust



VT2 Oro tenue* Pale gold

* AVAILABLE ONLY FOR NA-AR

DISCOVER MORE



NA-AR S1 A	
ø	3 cm / 1,20"
H	41 cm / 16,10"
STANDARD INTEGRATED LED LIGHTING	
5,8 W CRI>90 3000 K - 555 NOMINAL LM	
ON REQUEST	
5,8 W CRI>90 2700 K - 515 NOMINAL LM	
DIMMABLE	
TRIAC	



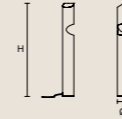
NA-AR S1 B	
ø	3 cm / 1,20"
H	42 cm / 16,50"
STANDARD INTEGRATED LED LIGHTING	
5,8 W CRI>90 3000 K - 555 NOMINAL LM	
ON REQUEST	
5,8 W CRI>90 2700 K - 515 NOMINAL LM	
DIMMABLE	
TRIAC	



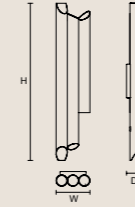
NA-AR S1 C	
ø	3 cm / 1,20"
H	44,5 cm / 17,50"
STANDARD INTEGRATED LED LIGHTING	
5,8 W CRI>90 3000 K - 555 NOMINAL LM	
ON REQUEST	
5,8 W CRI>90 2700 K - 515 NOMINAL LM	
DIMMABLE	
TRIAC	



NA-AR TL	
ø	5 cm / 2,00"
H	41,5 cm / 16,30"
STANDARD INTEGRATED LED LIGHTING	
9 W CRI>90 3000 K - 1104 NOMINAL LM	
ON REQUEST	
9 W CRI>90 2700 K - 1064 NOMINAL LM	
DIMMABLE	
OWN BUTTON	



NA-AR A3	
W	15 cm / 5,90"
D	6,5 cm / 2,60"
H	70 cm / 27,60"
STANDARD INTEGRATED LED LIGHTING	
27 W CRI>90 3000 K - 3312 NOMINAL LM	
ON REQUEST	
27 W CRI>90 2700 K - 3192 NOMINAL LM	
DIMMABLE	
TRIAC	



NA-AR S1 D	
ø	3 cm / 1,20"
H	64,5 cm / 25,40"
STANDARD INTEGRATED LED LIGHTING	
5,8 W CRI>90 3000 K - 555 NOMINAL LM	
ON REQUEST	
5,8 W CRI>90 2700 K - 515 NOMINAL LM	
DIMMABLE	
TRIAC	



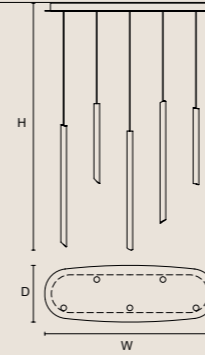
NA-AR S1 E	
ø	3 cm / 1,20"
H	63 cm / 24,80"
STANDARD INTEGRATED LED LIGHTING	
5,8 W CRI>90 3000 K - 555 NOMINAL LM	
ON REQUEST	
5,8 W CRI>90 2700 K - 515 NOMINAL LM	
DIMMABLE	
TRIAC	



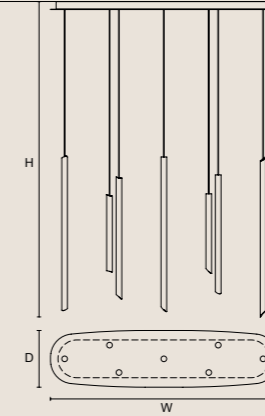
NA-AR S1 F	
ø	3 cm / 1,20"
H	64,5 cm / 25,40"
STANDARD INTEGRATED LED LIGHTING	
5,8 W CRI>90 3000 K - 555 NOMINAL LM	
ON REQUEST	
5,8 W CRI>90 2700 K - 515 NOMINAL LM	
DIMMABLE	
TRIAC	



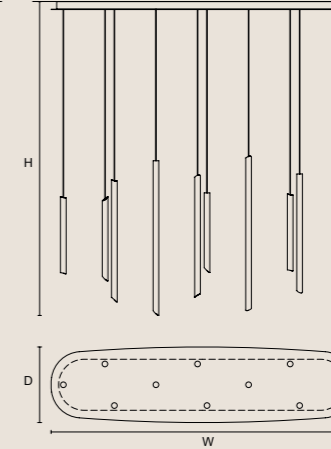
NA-AR C5 CB 90 (2X45-3X65)	
W	90 cm / 35,40"
D	30 cm / 11,80"
H MAX	380 cm / 118,10"
STANDARD INTEGRATED LED LIGHTING	
29 W CRI>90 3000 K - 2775 NOMINAL LM	
ON REQUEST	
29 W CRI>90 2700 K - 2575 NOMINAL LM	
DIMMABLE	
TRIAC	



NA-AR C7 CB 120 (2X45-2X65-3X85)	
W	120 cm / 47,20"
D	30 cm / 11,80"
H MAX	380 cm / 118,10"
STANDARD INTEGRATED LED LIGHTING	
40,6 W CRI>90 3000 K - 3885 NOMINAL LM	
ON REQUEST	
40,6 W CRI>90 2700 K - 3605 NOMINAL LM	
DIMMABLE	
TRIAC	




NA-AR C10 CB 160 (4X45-4X65-2X85)	
W	160 cm / 63,00"
D	40 cm / 15,70"
H MAX	380 cm / 118,10"
STANDARD INTEGRATED LED LIGHTING	
58 W CRI>90 3000 K - 5500 NOMINAL LM	
ON REQUEST	
58 W CRI>90 2700 K - 5150 NOMINAL LM	
DIMMABLE	
TRIAC	




NA-AR S1 G	
ø	3 cm / 1,20"
H	82 cm / 32,30"
STANDARD INTEGRATED LED LIGHTING	
5,8 W CRI>90 3000 K - 555 NOMINAL LM	
ON REQUEST	
5,8 W CRI>90 2700 K - 515 NOMINAL LM	
DIMMABLE	
TRIAC	




NA-AR S1 H	
ø	3 cm / 1,20"
H	82 cm / 32,30"
STANDARD INTEGRATED LED LIGHTING	
5,8 W CRI>90 3000 K - 555 NOMINAL LM	
ON REQUEST	
5,8 W CRI>90 2700 K - 515 NOMINAL LM	
DIMMABLE	
TRIAC	



NA-AR S1 I	
ø	3 cm / 1,20"
H	84,5 cm / 33,30"
STANDARD INTEGRATED LED LIGHTING	
5,8 W CRI>90 3000 K - 555 NOMINAL LM	
ON REQUEST	
5,8 W CRI>90 2700 K - 515 NOMINAL LM	
DIMMABLE	
TRIAC	



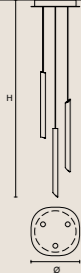
NA-AR C3 PB 30
(3X45) 


∅ 30 cm / 11,80"
H MAX 380 cm / 118,10"

STANDARD INTEGRATED LED LIGHTING
17,4 W CRI>90
3000 K - 1665 NOMINAL LM

ON REQUEST
17,4 CRI>90
2700 K - 1545 NOMINAL LM

DIMMABLE
TRIAC



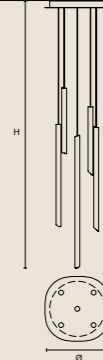
NA-AR C5 PB 40
(2X45-2X65-1X85) 


∅ 40 cm / 15,70"
H MAX 380 cm / 118,10"

STANDARD INTEGRATED LED LIGHTING
29 W CRI>90
3000 K - 2775 NOMINAL LM

ON REQUEST
29 W CRI>90
2700 K - 2575 NOMINAL LM

DIMMABLE
TRIAC



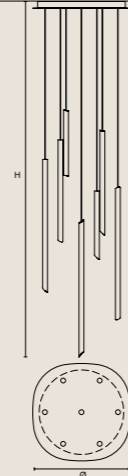
NA-AR C7 PB 60
(2X45-2X65-3X85) 


∅ 60 cm / 23,60"
H MAX 380 cm / 118,10"

STANDARD INTEGRATED LED LIGHTING
40,6 W CRI>90
3000 K - 3885 NOMINAL LM

ON REQUEST
40,6 W CRI>90
2700 K - 3605 NOMINAL LM

DIMMABLE
TRIAC



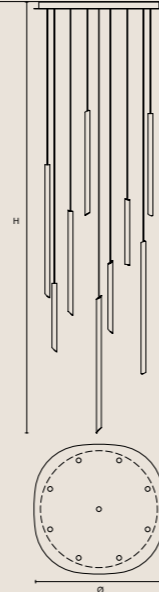
NA-AR C9 PB 80
(3X45-3X65-3X85) 


∅ 80 cm / 31,50"
H MAX 380 cm / 118,10"

STANDARD INTEGRATED LED LIGHTING
52,2 W CRI>90
3000 K - 4995 NOMINAL LM

ON REQUEST
52,2 W CRI>90
2700 K - 4635 NOMINAL LM

DIMMABLE
TRIAC



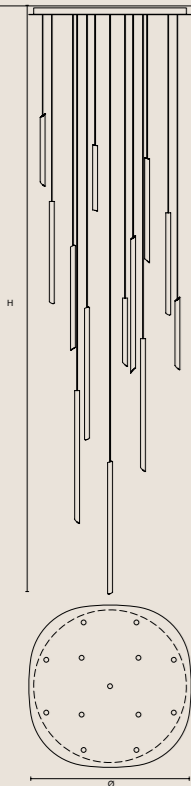
NA-AR C13 PB 100
(4X45-4X65-5X85) 


∅ 100 cm / 39,40"
H MAX 380 cm / 118,10"

STANDARD INTEGRATED LED LIGHTING
75,4W CRI>90
3000 K - 7215 NOMINAL LM

ON REQUEST
75,4 W CRI>90
2700 K - 6695 NOMINAL LM

DIMMABLE
TRIAC



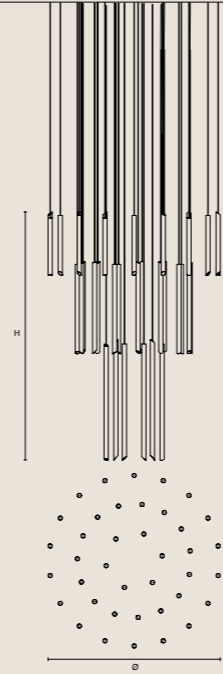
NA-AR CLUSTER 39
(18X45-15X65-6X85) 


∅ 120 cm / 47,20"
H 175 cm / 68,90"

STANDARD INTEGRATED LED LIGHTING
226,2 W CRI>90
3000 K - 21645 NOMINAL LM

ON REQUEST
226,2 W CRI>90
2700 K - 20085 NOMINAL LM

DIMMABLE
ON REQUEST



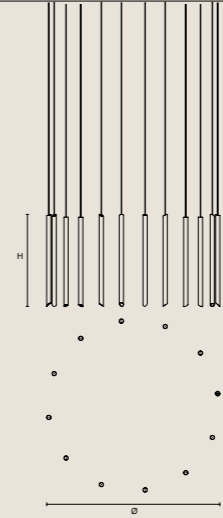
NA-AR CLUSTER 12
(12X65) 

∅ 120 cm / 47,20"
H 65 cm / 25,60"

STANDARD INTEGRATED LED LIGHTING
69,6 W CRI>90
3000 K - 6660 NOMINAL LM

ON REQUEST
69,6 W CRI>90
2700 K - 6180 NOMINAL LM

DIMMABLE
ON REQUEST



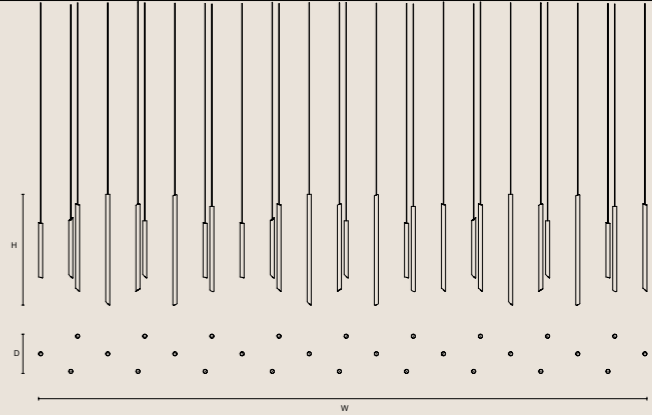
NA-AR CLUSTER 28
(11X45-11X65-6X85) 

∅ 449,5 cm / 177,00"
H 85 cm / 33,50"

STANDARD INTEGRATED LED LIGHTING
162,4 W CRI>90
3000 K - 15540 NOMINAL LM

ON REQUEST
162,4W CRI>90
2700 K - 14420 NOMINAL LM

DIMMABLE
ON REQUEST



NA-AR CLUSTER 22
(6X45-8X65-8X85)



W 303cm / 119,30"
D 183 cm / 72,00"
H 82 cm / 32,30"

STANDARD INTEGRATED LED LIGHTING

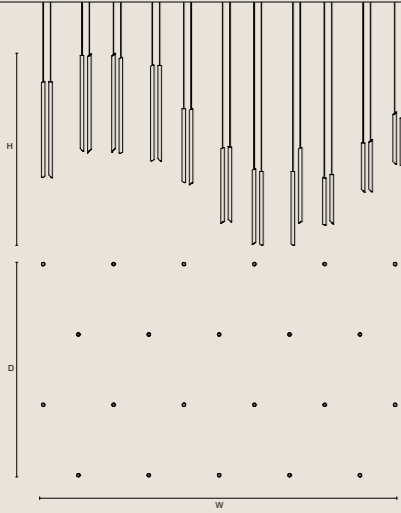
127,6 W CRI>90
3000 K - 12210 NOMINAL LM

ON REQUEST

127,6 W CRI>90
2700 K - 11330 NOMINAL LM

DIMMABLE

ON REQUEST



NA-AR CLUSTER 54
(18X45-18X65-18X85)



W 513 cm / 202,00"
D 303 cm / 119,30"
H 245 cm / 96,50"

STANDARD INTEGRATED LED LIGHTING

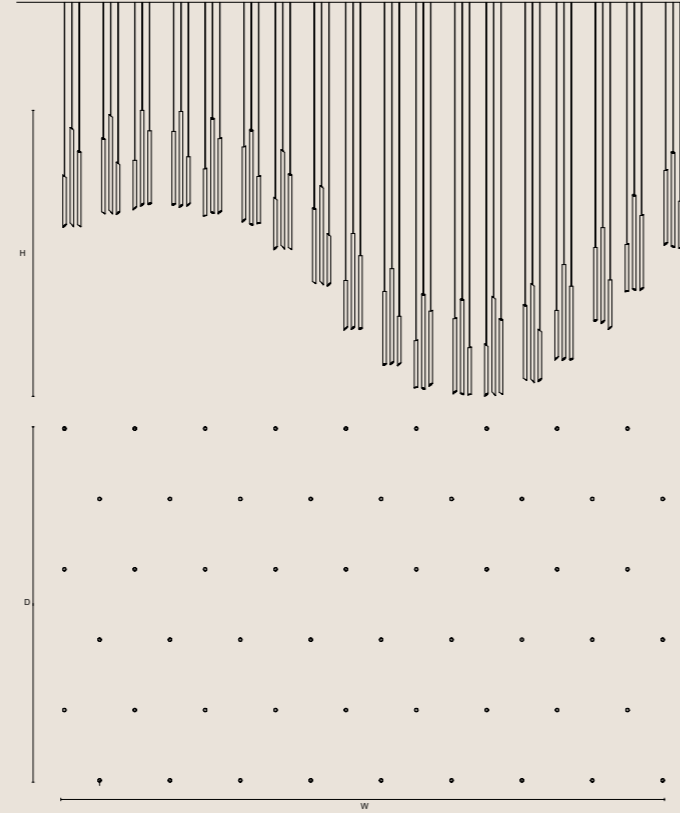
313,2 W CRI>90
3000 K - 29970 NOMINAL LM

ON REQUEST

313,2 W CRI>90
2700 K - 27810 NOMINAL LM

DIMMABLE

ON REQUEST



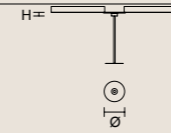
SINGLE CANOPIES

SINGLE CANOPY



SIZE	FINISHINGS	CANOPY FINISHING	PRODUCT NAME
∅ 4,5 cm / 1,80"	● VT1	● V90	NA-AR S A-B-C-D-E-F-
H 8 cm / 3,15"	● VT2	● V90	G-H-I

RECESSED CANOPY



SIZE	FINISHINGS	CANOPY FINISHING	PRODUCT NAME
∅ 4,5 cm / 1,80"	● VT1	● V90	NA-AR S A-B-C-D-E-F-
H 0,8 cm / 0,30"	● VT2	● V90	G-H-I (Remote Driver)

Antesia

IT Antesia, il cui nome richiama la fioritura, nasce dall'osservazione del vetro soffiato e della sua capacità di trasformarsi in forme sorprendenti. Quattro sospensioni raccontano, come fotogrammi, altrettanti momenti del processo creativo: dalla massa fusa sulla canna fino alla forma compiuta. Ogni lampada racchiude le fasi della precedente, in una sequenza continua che celebra l'arte dei maestri vetrai veneziani.


EN Antesia, whose name evokes blossoming, is born from observing blown glass and its ability to transform into surprising shapes. Four suspensions narrate, like frames, four moments of the creative process: from the molten mass on the blowing pipe to the finished form. Each lamp contains the phases of the previous one, in a continuous sequence that celebrates the art of Venetian glass masters.

DESIGN BY
STELLA GIANOLA |
GIOVANNI BATTISTA
GIANOLA

SUSPENSION















Antesia

Struttura in metallo galvanizzato. Diffusore in vetro pressato acidato per Antesia S1 16, in vetro soffiato a bocca per tutte le altre misure. Illuminazione Led integrato.

Galvanized metal structure. Diffuser in etched pressed glass for Antesia S1 16, and in mouth-blown glass for all other sizes. Integrated LED lighting.

Struktur aus galvanisiertem Metall. Diffusor aus mattem Pressglas für Art. Antesia S1 16, aus mundgeblasenem Glas für alle anderen Grössen. Integrierte LED-Beleuchtung.

Estructura de metal galvanizado. Difusor de vidrio presionado y acidado para el modelo Antesia S1 16; de vidrio soplado a boca para el resto de tamaños. Iluminación LED integrada.

Structure en métal galvanisé. Diffuseur en verre acide et pressé pour le code Antesia S1 16, en verre soufflé à la bouche pour toutes les autres tailles. Éclairage LED intégré.

Каркас из металла с гальваническим покрытием. Рассеиватель из матового прессованного стекла для Antesia S1 16, из выдувного стекла для всех остальных размеров. Встроенное светодиодное освещение.

镀锌金属结构。Antesia S1 16 型号采用酸蚀压花玻璃灯罩，其他尺寸均采用手工吹制玻璃灯罩。所有型号均内置 LED 光源。

هيكل معدني مجلفن. موزع مصنوع من الزجاج المضغوط المعالج سطحه بالحمض ل Antesia S1 16 ، ومصنوع من الزجاج المنفوخ يدويًا لجميع الأحجام الأخرى. إضاءة LED مدمجة.

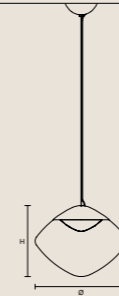
ANTESIA S1 16	
Ø	16 cm / 6,30"
H	9 cm / 3,50"
STANDARD INTEGRATED LED LIGHTING	
10,3 W CRI>90	
3000 K - 1665 NOMINAL LM	
ON REQUEST	
10,3 CRI>90	
2700 K - 1580 NOMINAL LM	
DIMMABLE	
TRIAC	



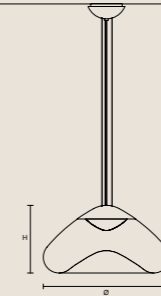
ANTESIA S1 26	
Ø	26 cm / 10,20"
H	21 cm / 8,25"
STANDARD INTEGRATED LED LIGHTING	
10,3 W CRI>90	
3000 K - 1665 NOMINAL LM	
ON REQUEST	
10,3 W CRI>90	
2700 K - 1580 NOMINAL LM	
DIMMABLE	
TRIAC	



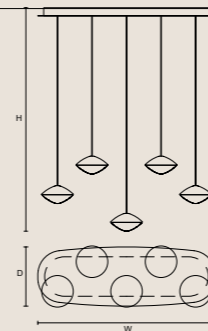
ANTESIA S1 35	
Ø	35 cm / 13,80"
H	27 cm / 10,60"
STANDARD INTEGRATED LED LIGHTING	
10,3 W CRI>90	
3000 K - 1665 NOMINAL LM	
ON REQUEST	
10,3 CRI>90	
2700 K - 1580 NOMINAL LM	
DIMMABLE	
TRIAC	




ANTESIA S1 48	
Ø	48 cm / 18,90"
H	26 cm / 10,20"
STANDARD INTEGRATED LED LIGHTING	
16,4 W CRI>90	
3000 K - 2306 NOMINAL LM	
ON REQUEST	
16,4 W CRI>90	
2700 K - 2190 NOMINAL LM	
DIMMABLE	
TRIAC	



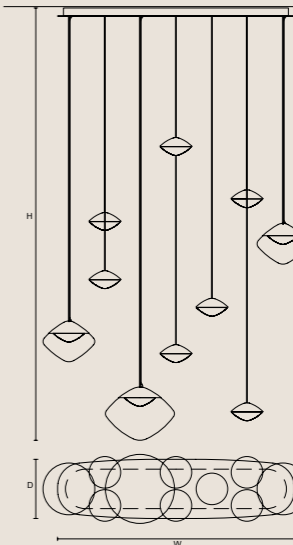
ANTESIA C5 CB 90 (5X16)	
w	90 cm / 35,40"
d	30 cm / 11,80"
H MAX	300 cm / 118,10"
STANDARD INTEGRATED LED LIGHTING	
51,5 W CRI>90	
3000 K - 8325 NOMINAL LM	
ON REQUEST	
51,5 CRI>90	
2700 K - 7900 NOMINAL LM	
DIMMABLE	
TRIAC	



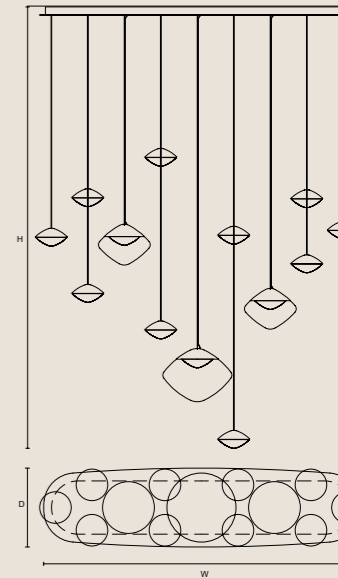
ANTESIA C7 CB 120 (6X16-1X26)	
w	120 cm / 47,20"
d	30 cm / 11,80"
H MAX	300 cm / 118,10"
STANDARD INTEGRATED LED LIGHTING	
72,1 W CRI>90	
3000 K - 11655 NOMINAL LM	
ON REQUEST	
72,1 W CRI>90	
2700 K - 11060 NOMINAL LM	
DIMMABLE	
TRIAC	



ANTESIA C10 CB 120 (7X16-2X26-1X35)	
w	120 cm / 47,20"
d	30 cm / 11,80"
H MAX	300 cm / 118,10"
STANDARD INTEGRATED LED LIGHTING	
103 W CRI>90	
3000 K - 16650 NOMINAL LM	
ON REQUEST	
103 W CRI>90	
2700 K - 15800 NOMINAL LM	
DIMMABLE	
TRIAC	




ANTESIA C13 CB 160 (10X16-2X26-1X35)	
w	160 cm / 63,00"
d	40 cm / 15,70"
H MAX	300 cm / 118,10"
STANDARD INTEGRATED LED LIGHTING	
133,9 W CRI>90	
3000 K - 21645 NOMINAL LM	
ON REQUEST	
133,9 W CRI>90	
2700 K - 20540 NOMINAL LM	
DIMMABLE	
TRIAC	

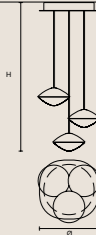



DISCOVER MORE



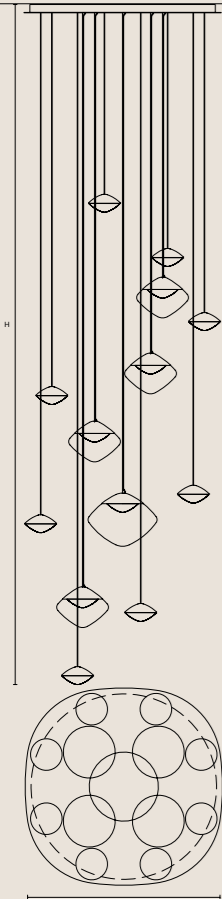
**ANTESIA C3 PB 30
(3X16)** 


∅	30 cm / 11,80"
H MAX	300 cm / 118,10"
STANDARD INTEGRATED LED LIGHTING	
	30,9 W CRI>90 3000 K - 4995 NOMINAL LM
ON REQUEST	
	30,9 W CRI>90 2700 K - 4740 NOMINAL LM
DIMMABLE	
	TRIAC



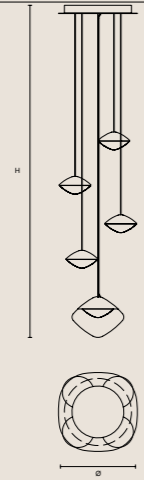
**ANTESIA C13 PB 100
(8X16-4X26-1X35)** 


∅	100 cm / 39,40"
H MAX	300 cm / 118,10"
STANDARD INTEGRATED LED LIGHTING	
	133,9 W CRI>90 3000 K - 21645 NOMINAL LM
ON REQUEST	
	133,9 W CRI>90 2700 K - 20540 NOMINAL LM
DIMMABLE	
	TRIAC



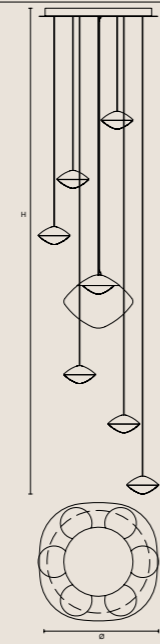
**ANTESIA C5 PB 40
(4X16-1X26)** 


∅	40 cm / 15,70"
H MAX	300 cm / 118,10"
STANDARD INTEGRATED LED LIGHTING	
	51,5 W CRI>90 3000 K - 8325 NOMINAL LM
ON REQUEST	
	51,5 W CRI>90 2700 K - 7900 NOMINAL LM
DIMMABLE	
	TRIAC



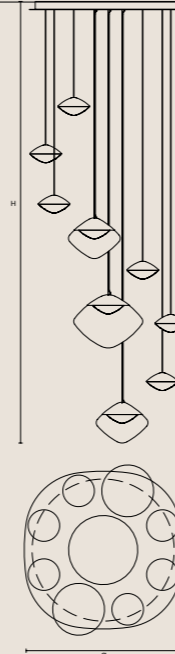
**ANTESIA C7 PB 60
(6X16-1X35)** 


∅	60 cm / 23,60"
H MAX	300 cm / 118,10"
STANDARD INTEGRATED LED LIGHTING	
	72,1 W CRI>90 3000 K - 11655 NOMINAL LM
ON REQUEST	
	72,1 W CRI>90 2700 K - 11060 NOMINAL LM
DIMMABLE	
	TRIAC



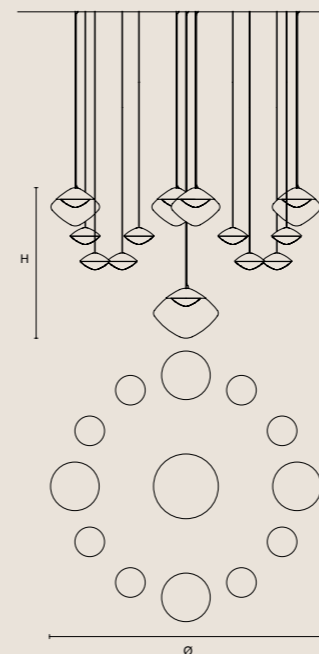
**ANTESIA C9 PB 80
(6X16-2X26-1X35)** 


∅	80 cm / 31,50"
H MAX	300 cm / 118,10"
STANDARD INTEGRATED LED LIGHTING	
	92,7 W CRI>90 3000 K - 14985 NOMINAL LM
ON REQUEST	
	92,7 W CRI>90 2700 K - 14220 NOMINAL LM
DIMMABLE	
	TRIAC



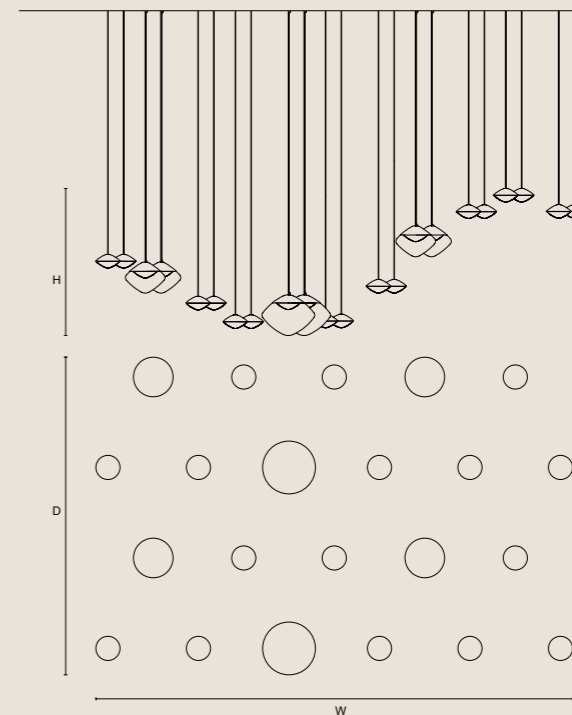
**ANTESIA CLUSTER 13
(8X16-4X26-1X35)** 


∅	146,5 cm / 57,70"
H	81,5 cm / 32,10"
STANDARD INTEGRATED LED LIGHTING	
	133,9 W CRI>90 3000 K - 21645 NOMINAL LM
ON REQUEST	
	133,9 W CRI>90 2700 K - 20540 NOMINAL LM
DIMMABLE	
	ON REQUEST



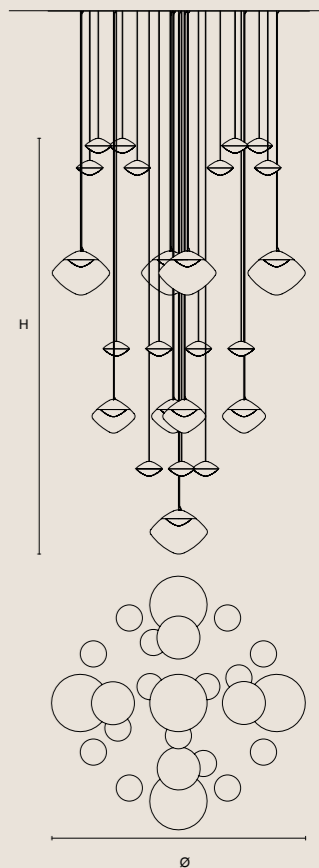
**ANTESIA CLUSTER 22
(16X16-4X26-2X35)** 


W	316 cm / 124,40"
D	210 cm / 82,70"
H	97,5 cm / 38,40"
STANDARD INTEGRATED LED LIGHTING	
	226,6 W CRI>90 3000 K - 36630 NOMINAL LM
ON REQUEST	
	226,6 W CRI>90 2700 K - 34760 NOMINAL LM
DIMMABLE	
	ON REQUEST



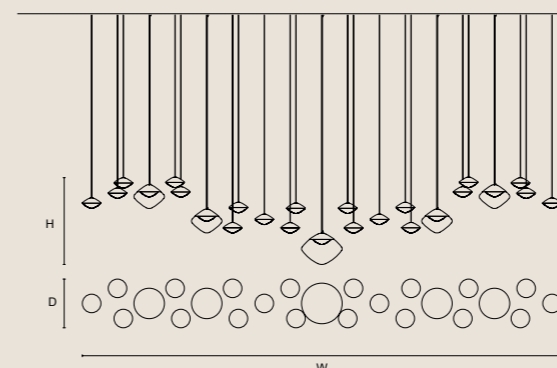
**ANTESIA CLUSTER 24
(15X16-4X26-5X35)** 

∅	155 cm / 61,00"
H	254 cm / 100,00"
STANDARD INTEGRATED LED LIGHTING	
	247,2 W CRI>90 3000 K - 39960 NOMINAL LM
ON REQUEST	
	247,2 W CRI>90 2700 K - 37920 NOMINAL LM
DIMMABLE	
	ON REQUEST



**ANTESIA CLUSTER 25
(20X16-4X26-1X35)** 

W	413 cm / 162,60"
D	42 cm / 16,50"
H	75 cm / 29,50"
STANDARD INTEGRATED LED LIGHTING	
	257,5 W CRI>90 3000 K - 41625 NOMINAL LM
ON REQUEST	
	257,5 W CRI>90 2700 K - 39500 NOMINAL LM
DIMMABLE	
	ON REQUEST



ANTESIA CLUSTER 54
(36X16-12X26-6X35)



W 530 cm / 124,40"
D 335 cm / 82,70"
H 160 cm / 38,40"

STANDARD INTEGRATED LED LIGHTING


556,2 W CRI>90
3000 K - 89910 NOMINAL LM

ON REQUEST

556,2 W CRI>90
2700 K - 85320 NOMINAL LM

DIMMABLE

ON REQUEST



ANTESIA CLUSTER 80
(32X16-32X26-16X35)



ø 335 cm / 82,70"
H 250 cm / 98,40"

STANDARD INTEGRATED LED LIGHTING

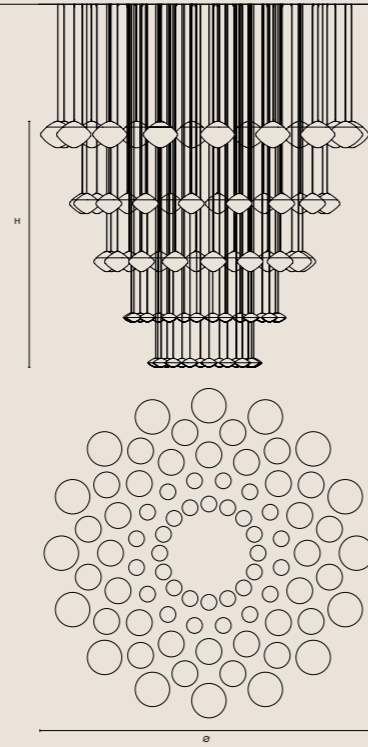
824 W CRI>90
3000 K - 133200 NOMINAL LM

ON REQUEST

824 W CRI>90
2700 K - 126400 NOMINAL LM

DIMMABLE

ON REQUEST



SINGLE CANOPIES

SINGLE CANOPY




SIZE	FINISHINGS	CANOPY FINISHING	PRODUCT NAME
ø 5 cm / 2.00" H 12 cm / 4.70"	G09	V90	ANTESIA S16

SINGLE CANOPY



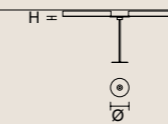
SIZE	FINISHINGS	CANOPY FINISHING	PRODUCT NAME
ø 5 cm / 2.00" H 12 cm / 4.70"	G09	V90	ANTESIA S26 -S35

SINGLE CANOPY



SIZE	FINISHINGS	CANOPY FINISHING	PRODUCT NAME
ø 6 cm / 2.40" H 14 cm / 5.50"	G09	V90	ANTESIA S48

RECESSED CANOPY




SIZE	FINISHINGS	CANOPY FINISHING	PRODUCT NAME
ø 4,5 cm / 1.80" H 0,8 cm / 0,30"	G09	V90	ANTESIA S16 (Remote Driver)

Technical info

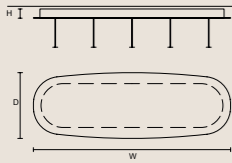
ANTESIA
NA-AR
SERIGA
SERIGA DOT

Multiple canopies

COBBLE CANOPY



CANOPY CB 90

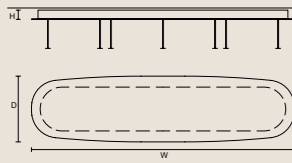


SIZE	DESCRIPTION	SYSTEM
W 90 cm / 35.40"	COBBLE CANOPY FOR UP TO 5 SUSPENSION	Cluster
D 30 cm / 11.80"		
H 4.2 cm / 1.65"		

FINISHINGS



CANOPY CB 120

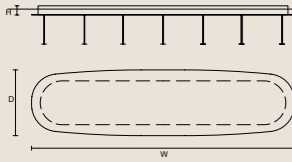


SIZE	DESCRIPTION	SYSTEM
W 120 cm / 47.20"	COBBLE CANOPY FOR UP TO 7 SUSPENSION	Cluster
D 30 cm / 11.80"		
H 4.2 cm / 1.65"		

FINISHINGS




CANOPY CB 120

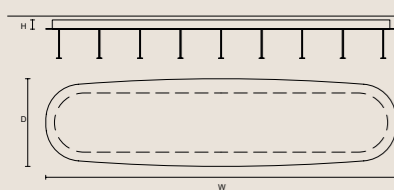


SIZE	DESCRIPTION	SYSTEM
W 120 cm / 47.20"	COBBLE CANOPY FOR UP TO 10 SUSPENSION	Cluster
D 30 cm / 11.80"		
H 4.2 cm / 1.65"		

FINISHINGS



CANOPY CB 160

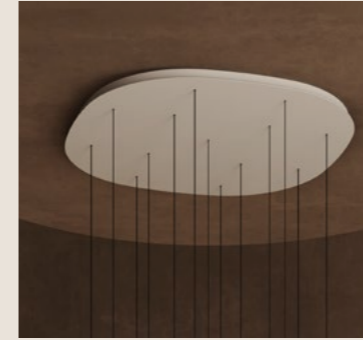


SIZE	DESCRIPTION	SYSTEM
W 160 cm / 63.00"	COBBLE CANOPY FOR UP TO 13 SUSPENSION	Cluster
D 40 cm / 15.70"		
H 4.2 cm / 1.65"		

FINISHINGS



PEBBLE CANOPY



CANOPY PB 30

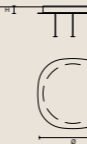


SIZE	DESCRIPTION	SYSTEM
ø 30 cm / 11.80"	PEBBLE CANOPY FOR UP TO 3 SUSPENSION	Cluster
H 4.2 cm / 1.65"		

FINISHINGS

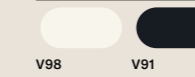


CANOPY PB 40



SIZE	DESCRIPTION	SYSTEM
ø 40 cm / 15.70"	PEBBLE CANOPY FOR UP TO 5 SUSPENSION	Cluster
H 4.2 cm / 1.65"		

FINISHINGS

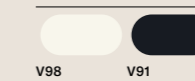


CANOPY PB 60



SIZE	DESCRIPTION	SYSTEM
ø 60 cm / 23.60"	PEBBLE CANOPY FOR UP TO 7 SUSPENSION	Cluster
H 4.2 cm / 1.65"		

FINISHINGS



CANOPY PB 80



SIZE	DESCRIPTION	SYSTEM
ø 80 cm / 31.50"	PEBBLE CANOPY FOR UP TO 9 SUSPENSION	Cluster
H 4.2 cm / 1.65"		

FINISHINGS



CANOPY PB 100



SIZE	DESCRIPTION	SYSTEM
ø 100 cm / 39.40"	PEBBLE CANOPY FOR UP TO 13 SUSPENSION	Cluster
H 4.2 cm / 1.65"		

FINISHINGS




Finishings

VERNICIATURA OPACA
MATT PAINTED



v97 Nero profondo
Deep black



vt1 Sabbia di Marte*
Mars Dust

* AVAILABLE ONLY FOR NA-AR



vt2 Oro tenue*
Pale gold

* AVAILABLE ONLY FOR NA-AR

Verificare la disponibilità
di ciascuna finitura
per specifici articoli.

Availability of each
finish to be confirmed
for specific items.

Finishings

BAGNO GALVANICO
GALVANIC BATH



g26 Oro spazzolato
Brushed pure gold



g27 Nickel scuro spazzolato
Brushed dark nickel



g29 Rame spazzolato
Brushed copper



g30 Champagne spazzolato
Brushed champagne




g31 Oro bronzato spazzolato
Brushed golden bronze



g09 Oro bronzato
Golden bronze



g32 Champagne lucido
Shiny champagne




g25 Rame dorato
Golden copper



g23 Nickel scuro
Dark nickel



g03 Oro lucido
Shiny gold



g04 Cromo lucido
Shiny chrome

Verificare la disponibilità
di ciascuna finitura
per specifici articoli.

Availability of each
finish to be confirmed
for specific items.

General informations



Attesta la conformità del prodotto alle disposizioni delle Direttive comunitarie.

It certifies the conformity of the products to the European Community provisions.

Konformität des Produktes mit den Richtlinien der europäischen Gemeinschaft.

Certifica la conformidad del producto según las disposiciones de las directivas comunitarias.

Il atteste la conformità du produit aux dispositions des directives communitaires.

Настоящим подтверждается соответствие продукции положениям директив ЕС.

CE 标记是指产品的制造商证明该产品符合适用的EC指令的所有基本要求。

يُشهد بمطابقة المنتج لأحكام توجيهات الاتحاد الأوروبي.



Il logo "ETL" si riferisce agli articoli che possono essere modificati con componenti certificati ETL. W'elenco degli articoli ETL si riferisce a prodotti testati e valutati in base agli standard di sicurezza del mercato statunitense. Per il mercato USA fare riferimento al listino dedicato.

"ETL" logos refers to articles which can be modified with ETL-compliance components. The "ETL" listing articles stands for tested and evaluated product to recognised US safety standards. For the US market, refer to the relevant price list.

Das "ETL"-Logo bezieht sich auf Artikel, die mit ETL-zertifizierten Komponenten modifiziert werden können. Die Liste der ETL-Artikel bezieht sich auf Produkte, die nach den Sicherheitsstandards des US-Marktes getestet und bewertet wurden. Für den US-Markt beachten Sie bitte die entsprechende Preisliste.

El logo "ETL" indica los artículos, que pueden modificarse con componentes certificados ETL. La lista de los artículos ETL se refiere a los productos sometidos a prueba y evaluados en función de los estándares de seguridad del mercado estadounidense. Consultar la lista de precios específica para el mercado de los Estados Unidos.

"ETL" logo se réfère aux articles qui peuvent être modifiées par des composants certifiés ETL. la liste des articles ETL se réfère à des produits testés et évalués selon les normes de sécurité du marché américain. Pour le marché américain se référer à la liste des prix.

логотип «ETL» относится к элементам, которые могут быть модифицированы помощью сертифицированных ETL компонентов. список элементов ETL относится к продукции, протестированной и оцененной в соответствии с признанными стандартами безопасности США для потребителей находящихся в США см. соответствующий прайс-лист.

"ETL" 徽标是指可以使用ETL认证的组件进行修改的项目。 ETL项目列表是指根据美国市场的安全标准进行测试和评估的产品。 对于美国市场, 请参考美国市场价格表。

يشير شعار "ETL" إلى المنتجات التي يمكن تعديلها باستخدام مكونات مُعتمدة من ETL. تشير قائمة منتجات ETL إلى المنتجات التي تم اختبارها وتقييمها وفقاً لمعايير السلامة في السوق الأمريكي. بالنسبة لسوق الولايات المتحدة الأمريكية، يُرجى الرجوع إلى قائمة الأسعار المُخصصة.



Flusso luminoso nominale. W'indicazione si riferisce al valore in assenza di rifrazione, come dichiarato dal produttore del componente.

Nominal luminous flux. It refers to the value without any refraction, as declared by the component manufacturer.

Die Masseinheit für den Lichtstrom. Die Angabe bezieht sich auf den Wert in der Abwesenheit von Brechung, wie vom Hersteller der Komponente angegeben.

Flujo luminoso nominal. La indicación se refiere al valor sin refracción, como declarado por el fabricante del componente.

W'unité SI de flux lumineux. W'indication correspond à la valeur en w'absence de réfraction, comme indiqué par le fabricant du composant.

Номинальный световой поток. указание относится к значению в отсутствие рефракции, как заявлено производителем компонента.

标称光通量。指示是指组件制造商声明的没有折射的值。

التدفق الضوئي الاسمي.يشير المؤشر إلى القيمة في حالة عدم وجود انكسار للضوء، كما هو مُعلن من قبل الشركة المصنعة للعنصر.



Masiero si riserva il diritto di apportare ai propri articoli, senza nessun preavviso, qualsiasi modifica ritenesse opportuna.

Masiero reserves the right to introduce any changes to its own products, without notice in advance.

Masiero behalt sich das Recht vor änderungen vorzunehmen, ohne sofortige Benachrichtigung.

Masiero se reserva el derecho de aportar modificaciones consideradas oportunas a sus artículos sin preaviso.

Masiero se réserve le droit d'apporter une quelconque modification à les modèles sans préavis.

компания Masiero оставляет за собой право без предварительного уведомления, если это будет сочтено целесообразным, вносить в собственные модели любые изменения.

Masiero 保留对其认为适当的任何更改的权利, 恕不另行通知。

تحتفظ شركة مازيرو "Masiero" بالحق في إجراء أي تعديلات تراها مناسبة على منتجاتها، دون إشعار مسبق.

ART DIRECTION, DESIGN
Designwork

LAYOUT
Masiero

PHOTO, REPRO
Nudesign | Matteo Bruger Studio

PRINT
Italy, April 2026
by Grafiche Antiga

Masiero srl

via Peschiere, 53
31032 Casale sul Sile
Treviso, Italy
T +39 0422 7861
F +39 0422 786250

info@masierogroup.com
masierogroup.com

Masiero USA LTD

100 Park Avenue
Suite 1600
New York, NY 10017
T +1 212 4666754

sales@masiero-usa.com
masiero-usa.com

Masiero Shanghai Trading Co., Ltd

2nd Floor, n. 979 Yunhan Road
Ligang New Area
Shanghai, China
91310000MACC5XK63U

sales@masiero-group.cn
masiero-group.cn

REPRESENTATIVE AGENCY:

Zamest
INTERNATIONAL TRADE AGENCY
furniture and lighting specialists

zamest@zamest.com

Fabio Zamuner
f.zamuner@zamest.com
+39 335 6744910
(WhatsApp and Viber)

